



DEMOSAICA

DEMOSAICA

Baldosa Hidráulica

2023



DEMOSAICA

INDEX INDICE

Introducción Introduction	4
Formatos Formats	6
Colores Colours	7
Modelos Models	9
Cuadradas 20x20 cm Square 20 x 20 cm	
Tradicional	10
Contemporáneo	15
Geométrico	19
Floral	27
Victoriano	33
Mudejar	38
Cenefas Borders	
Tradicional	40
Contemporáneo	42
Geométrico	43
Floral	45
Victoriano	47
Hexagonales 20x23cm Hexagonals 20 x 23 cm	
Tradicional	48
Victoriano	48
Contemporáneo	49
Geométrico	50
Diseños originales Original Designers	
Yela Álvarez	52
Hanna Ugglá	53
María Starling	54
Formatos especiales Special Formats	56
Preguntas frecuentes FAQs	57





Mod. 290

Some years ago, architects and interior designers have recovered this traditional covering of a delicate touch and they have updated it for the present. Thanks to its versatility, resistance and design, the encaustic cement tile is perfect for urban or rural houses, institutional buildings, bars and pubs, commercial premises, museums, monasteries, embassies, hotels.

Demosaica offers a wide range of colours and models, result of our years of experience and of the artisan work. With our design tool, which you will find in our web, you will be able to design and combine all our models with the colours you desire. We can also produce tiles with models designed by our clients.



Mod. 308



Mod. 228



Damero MC1 - MC44

Desde hace unos años los arquitectos, interioristas y decoradores han recuperado este revestimiento tradicional de tacto delicado y lo han colocado en un lugar de plena actualidad. Por su versatilidad, resistencia y diseño, la baldosa hidráulica es perfecta para viviendas urbanas y rurales, para edificios institucionales, bares y cafeterías, locales comerciales, museos, monasterios, embajadas y hoteles...

En Demosaica ofrecemos a nuestros clientes una amplia gama de colores y modelos, desarrollada en base a años de experiencia y al trabajo artesano. En la web de Demosaica encontrará nuestro simulador, destinada a ayudarle a diseñar los distintos modelos con la combinación de modelos que desee. Además producimos baldosas con modelos diseñados por nuestros clientes.
























Diseño de Yela Álvarez - Mod 189



Mod.323

Nuestros formatos

Our formats

Baldosa	Formato	Medidas (An x L x F)* cm	Peso (Kg/ud.)	Unidades (ud/m ²)
	Cuadrado	25 x 25 x 1,8	2,30	16
	Cuadrado	20 x 20 x 1,5	1,30	25
	Cuadrado	15 x 15 x 1,5	0,79	45
	Cuadrado	14 x 14 x 1,5	0,69	52
	Cuadrado	10 x 10 x 1,5	0,35	100
	Rectangular	30 x 15 x 1,5	1,45	23
	Rectangular	25 x 10 x 1,6	0,86	40
	Rectangular	20 x 10 x 1,5	0,62	50
	Hexagonal	30 x 20 x 1,7	1,62	21
	Hexagonal	23 x 20 x 1,5	1,16	29
	Hexagonal	11,5 x 10 x 1,5	0,35	116
	Octogonal	20 x 10 x 1,5	1,14	25
	Laghaz	20 x 17 x 1,5	0,62	50
	Labrys	30 x 20 x 1,5	1,35	25
	Chakar	20 x 15 x 1,5	0,58	50
	Diamante	28 x 16,5 x 1,6	0,72	44
	Olambrilla	7 x 7 x 1,5	0,25	205
	Rodapié (liso)	20 x 10 x 1,5	0,66	5 ud/m
	Rodapié (Cuello pàloma)	20 x 10 x 1,5	0,64	5 ud/m
	Rodapié (relieve)	20 x 10 x 1,5	0,62	5 ud/m
	Rodapié (liso)	20 x 20 x 1,5	1,40	3 ud/m

* Las medidas son tomadas: Ancho x Largo x Fondo
* Measurements are taken: Width x Length x Depth

Colours Colores

						
MC1	MC2	MC3	MC4	MC5	MC6	MC7
						
MC8	MC9	MC10	MC11	MC12	MC13	MC14
						
MC15	MC16	MC17	MC18	MC19	MC20	MC21
						
MC22	MC23	MC24	MC25	MC26	MC27	MC28
						
MC29	MC30	MC31	MC32	MC33	MC34	MC35
						
MC36	MC37	MC38	MC39	MC40	MC41	MC42
						
MC43	MC44	MC45	MC46	MC47	MC48	MC49

* Los colores pueden variar ligeramente. - Colours may have a slight variation.



Mod. Laghaz M049



Daria Albanese Mod. 313



Mod. 167






Baldosas hidráulicas

Mod. 601

Cuadrado
Tradicional

Square

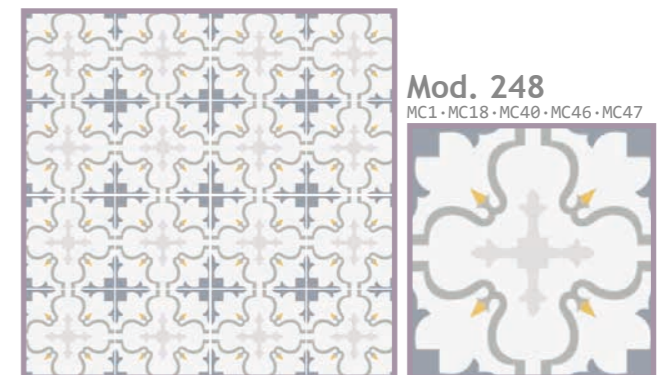


20 x 20 cm



Square

Cuadrado
Tradicional

20 x 20 cm



Cuadrado
Tradicional




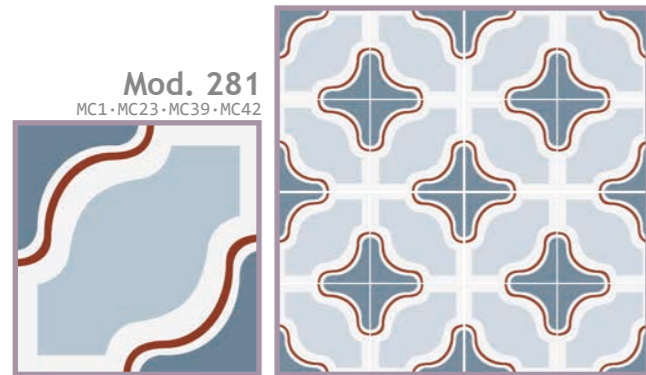
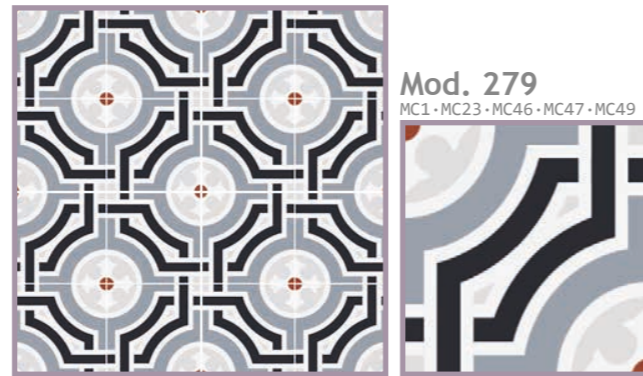

Square

20 x 20 cm

Square

Cuadrado
Tradicional


20 x 20 cm



Cuadrado
Tradicional

Square




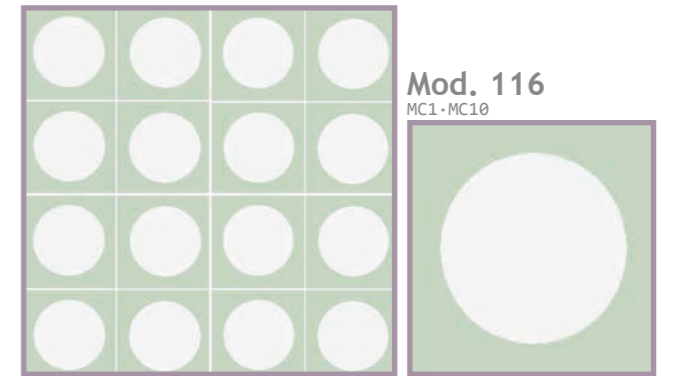
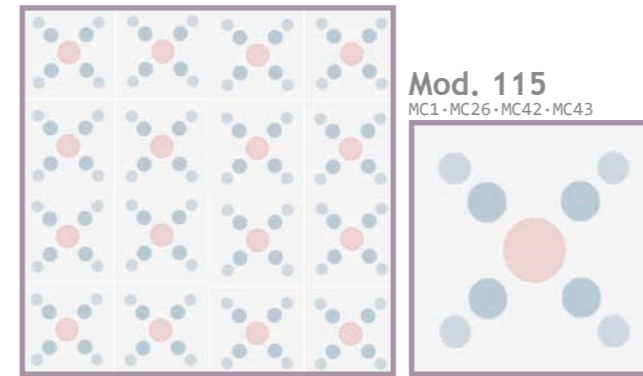
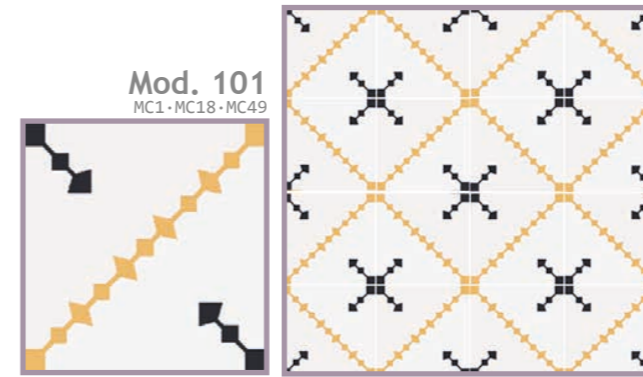
20 x 20 cm



Square

Cuadrado
Contemporáneo

20 x 20 cm

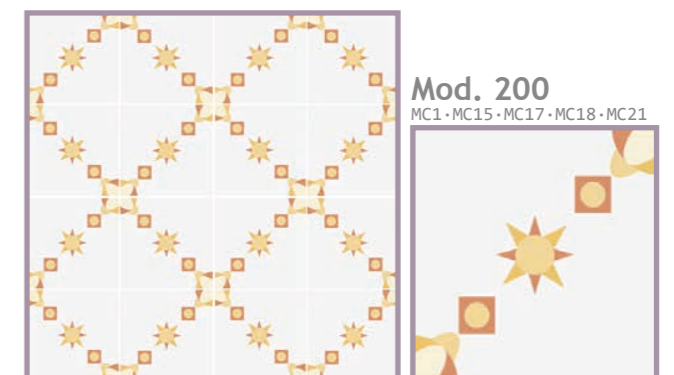
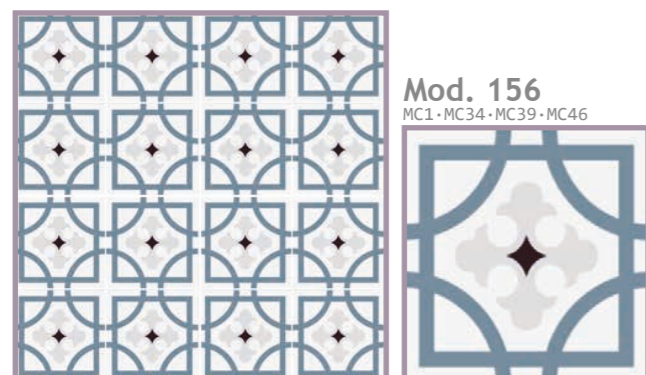



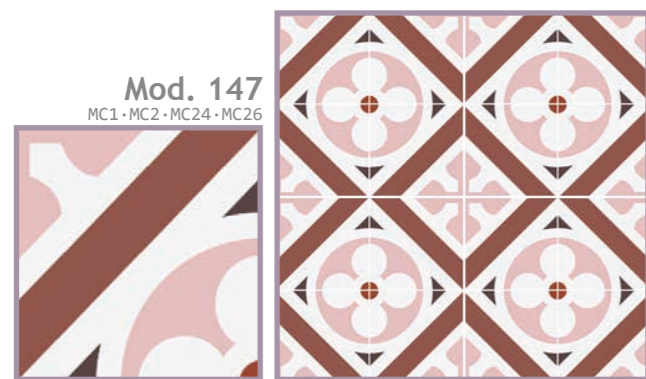


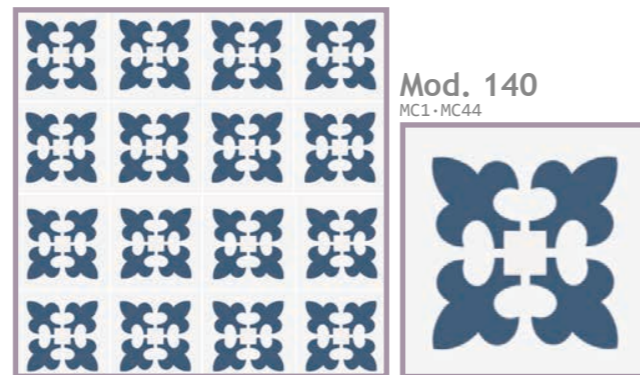
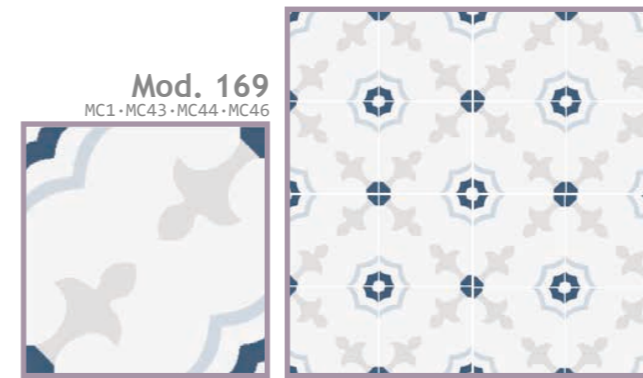

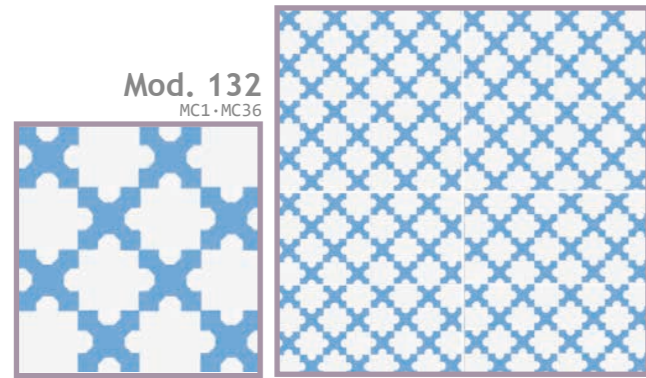


Cuadrado
20 x 20 cm
Contemporáneo

Square


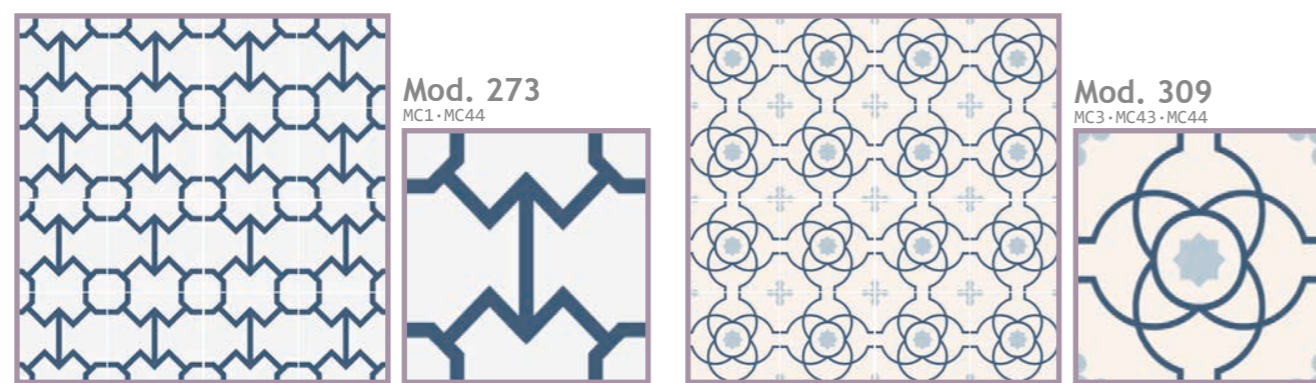
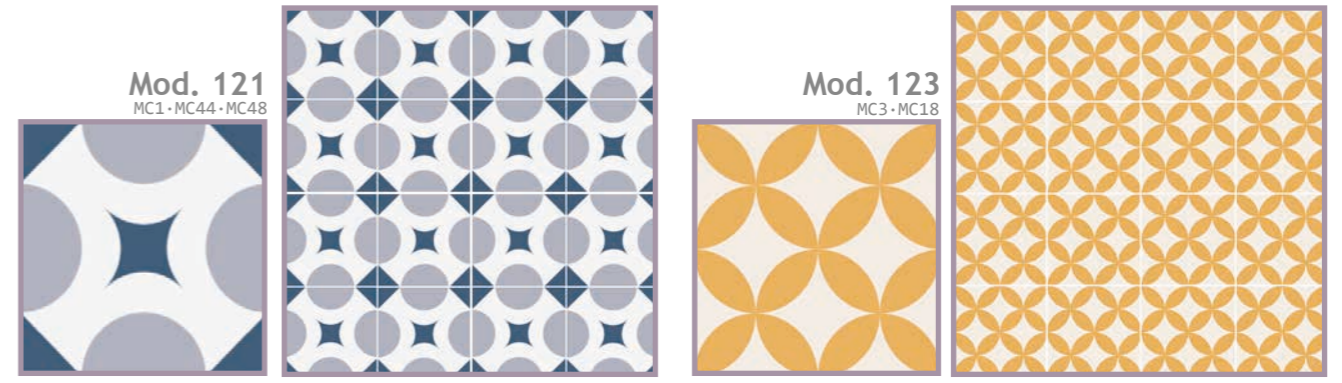
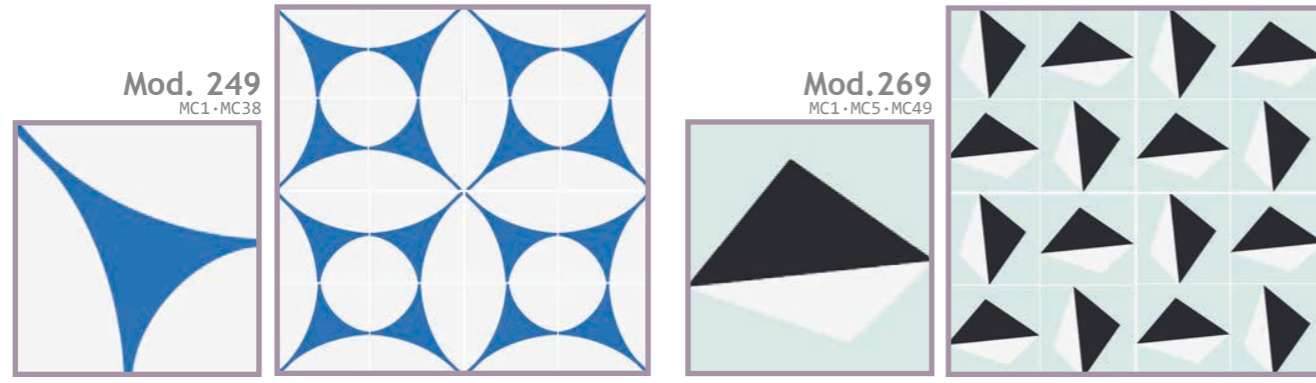
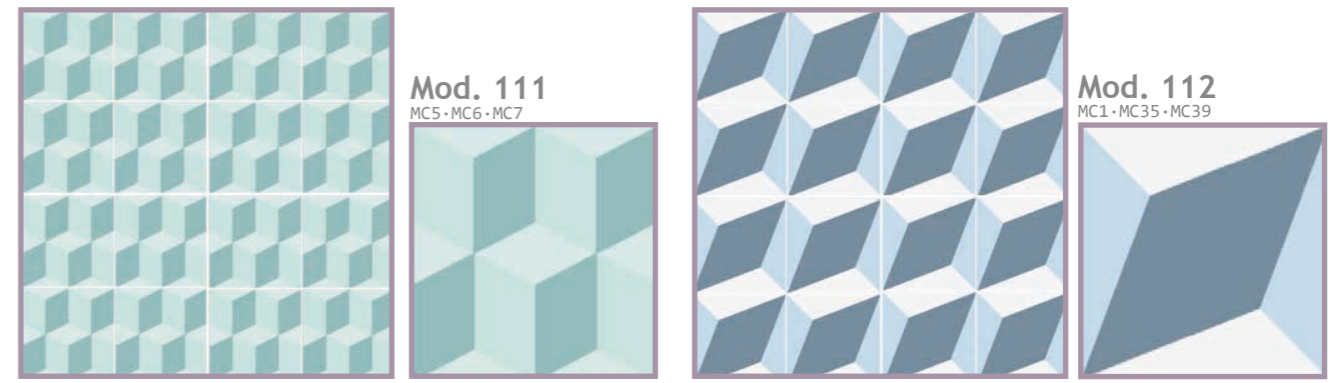

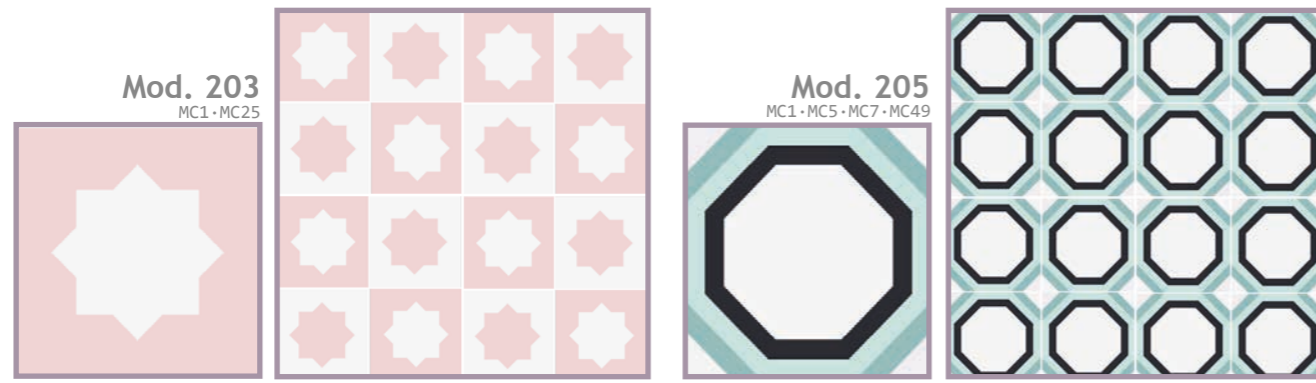
Square

Cuadrado
20 x 20 cm
Contemporáneo



Cuadrado Square
20 x 20 cm
Contemporáneo

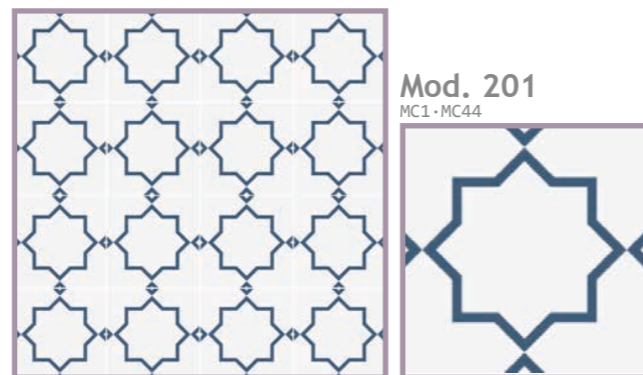



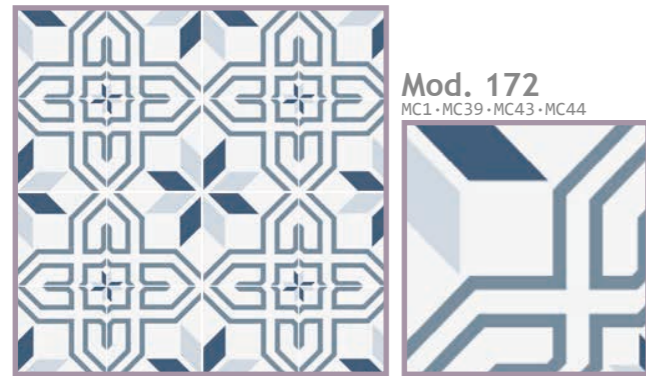


Square Cuadrado
20 x 20 cm
Geométrico



Cuadrado
Geométrico

Square


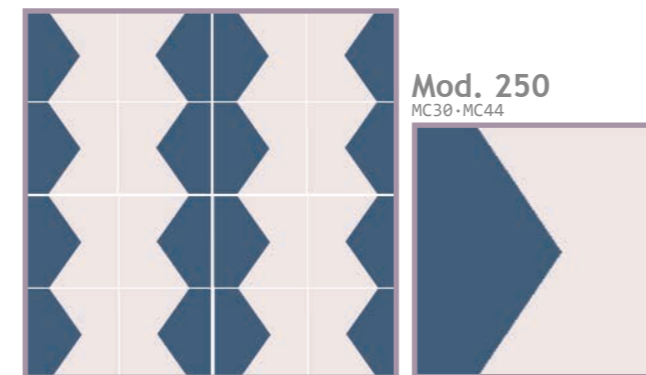
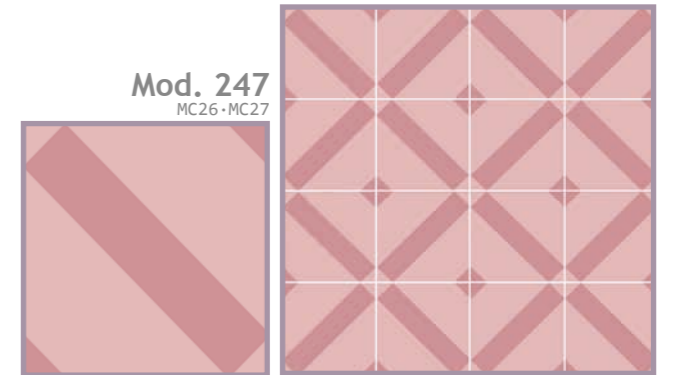




20 x 20 cm




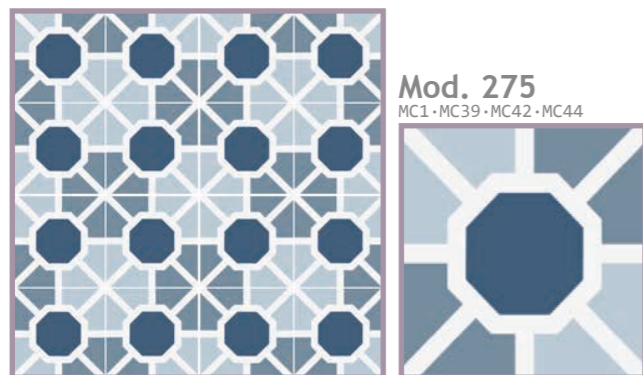
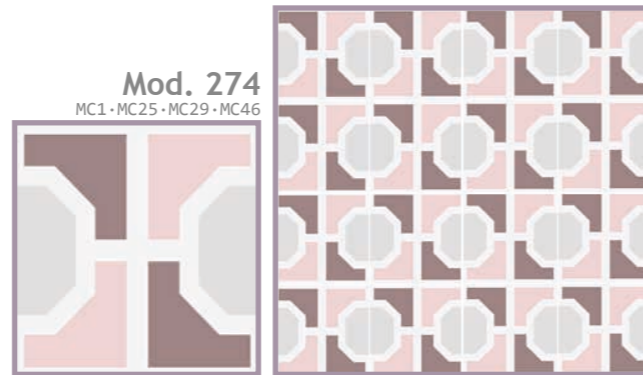

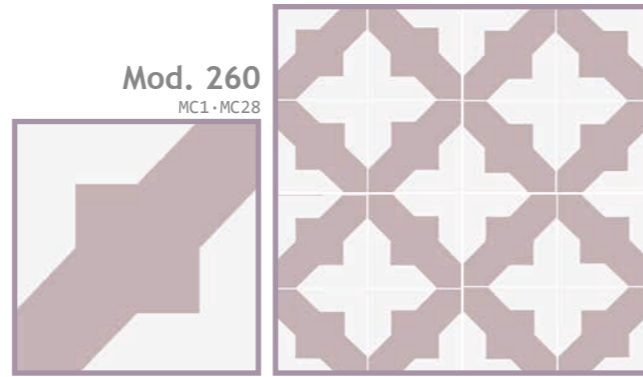
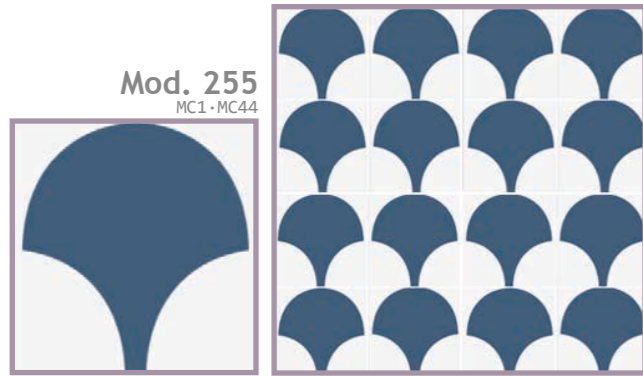
Square

Cuadrado
Geométrico



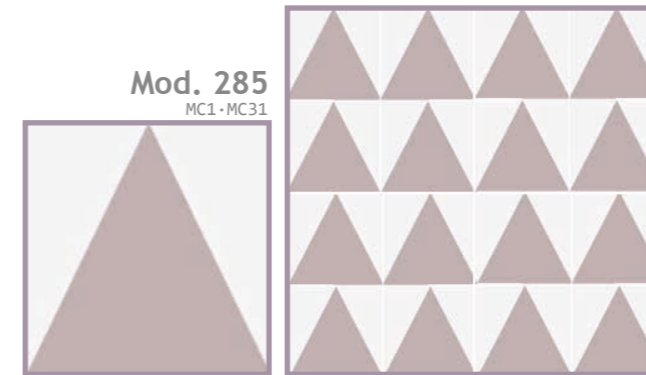
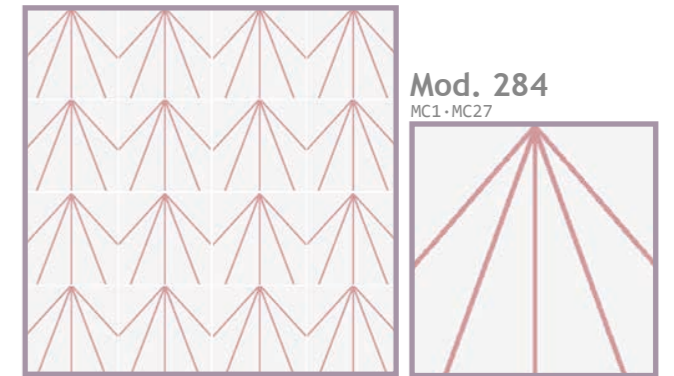
20 x 20 cm



Geométrico



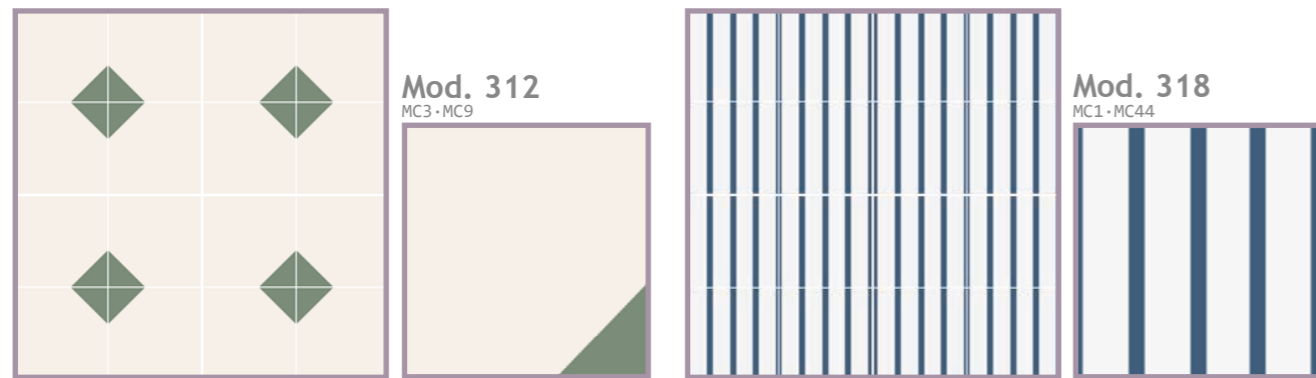

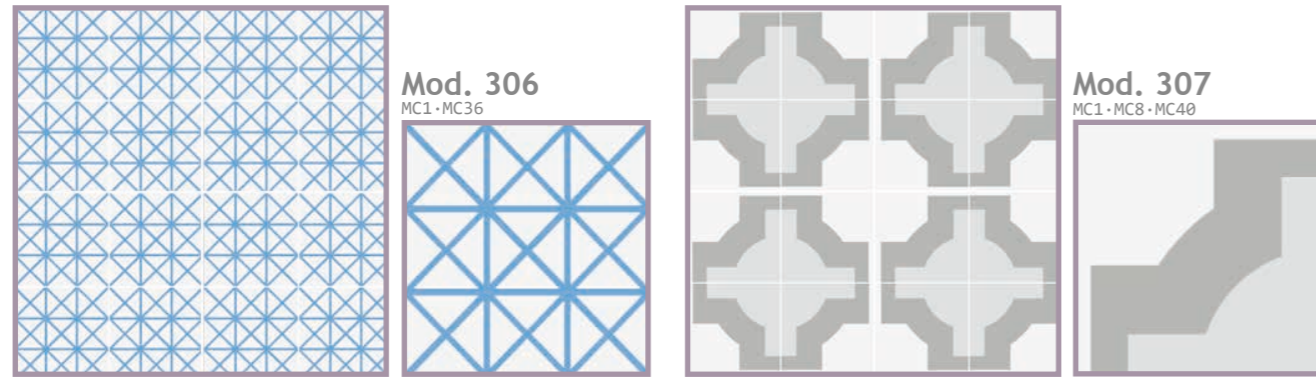
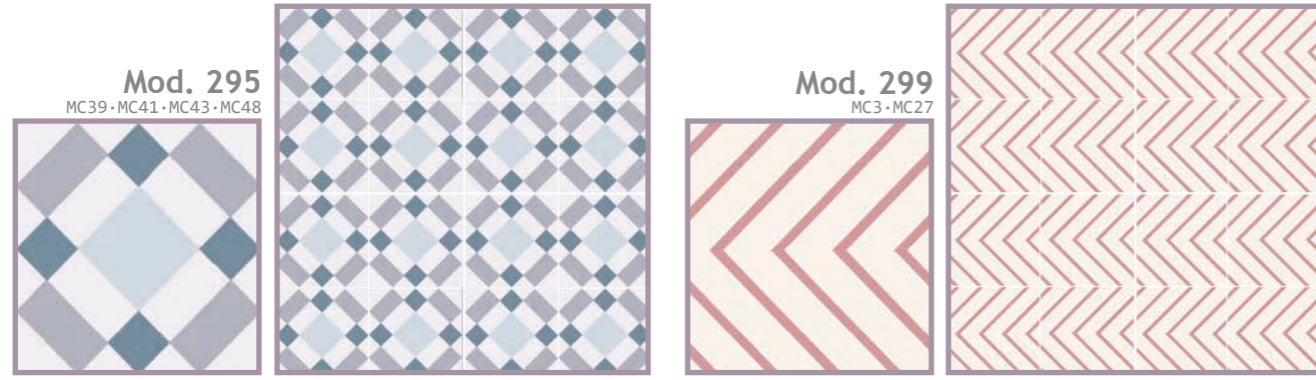
Geométrico



Cuadrado
Geométrico

Square

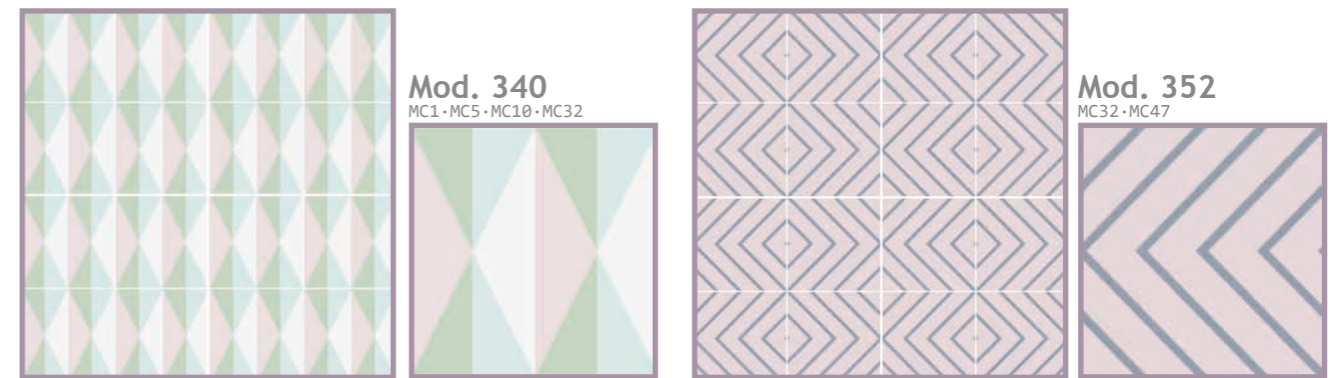
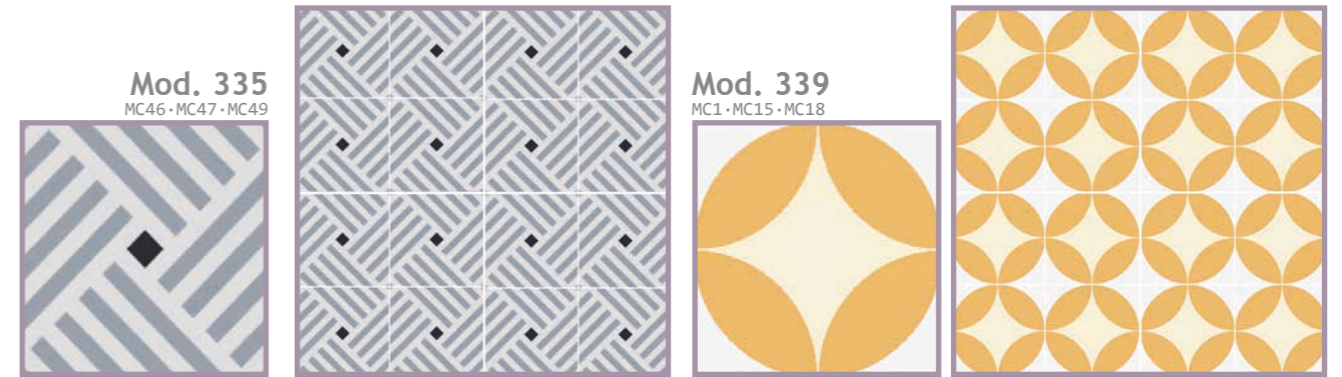
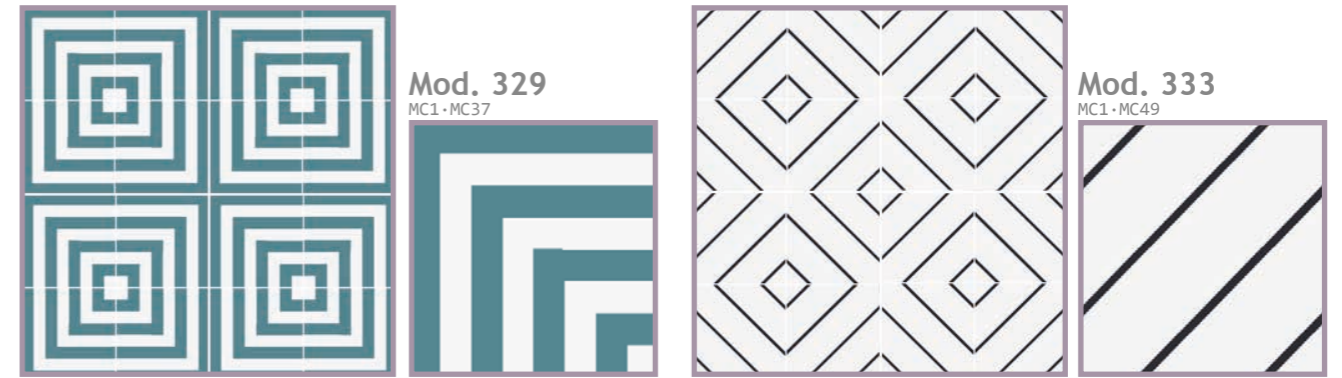

20 x 20 cm



Square

Cuadrado
Geométrico

20 x 20 cm

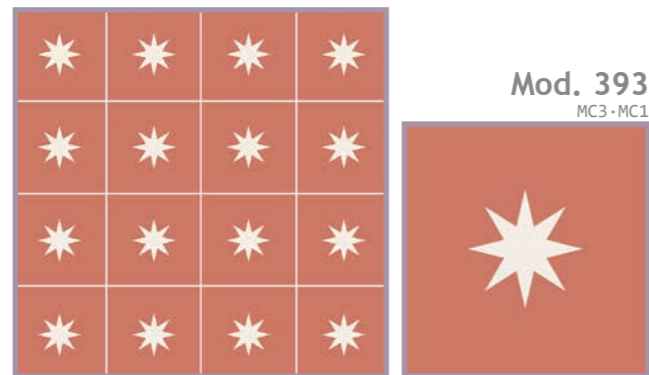


Cuadrado

Square

20 x 20 cm

Geométrico






Square

Cuadrado

20 x 20 cm

Floral



Cuadrado

Square

20 x 20 cm





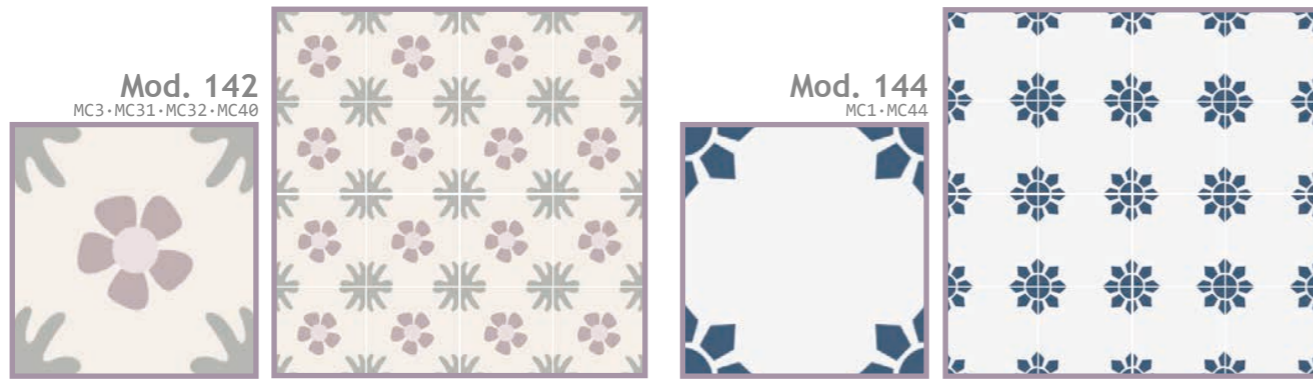
Floral

Square

Cuadrado

20 x 20 cm

Floral



Cuadrado

Square

20 x 20 cm



Floral

Square

Cuadrado

20 x 20 cm

Floral

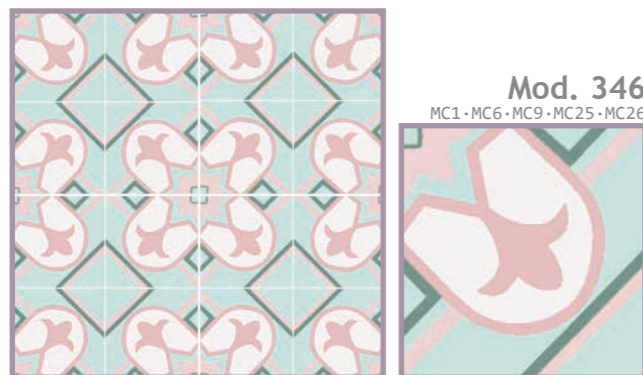

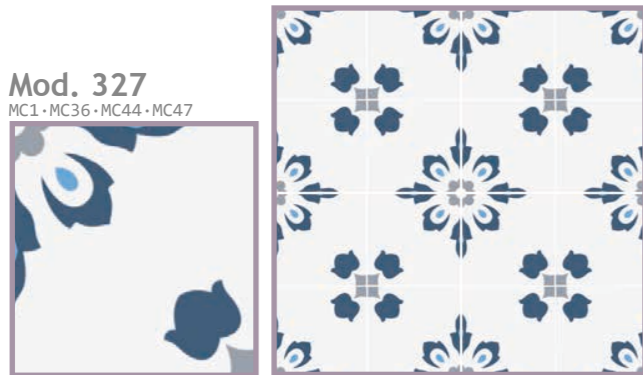


Cuadrado

Square

20 x 20 cm

Floral



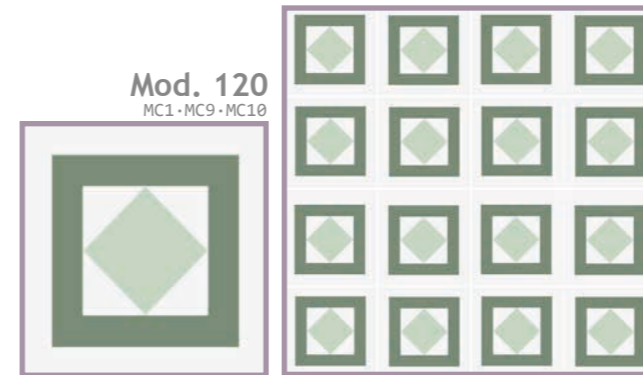
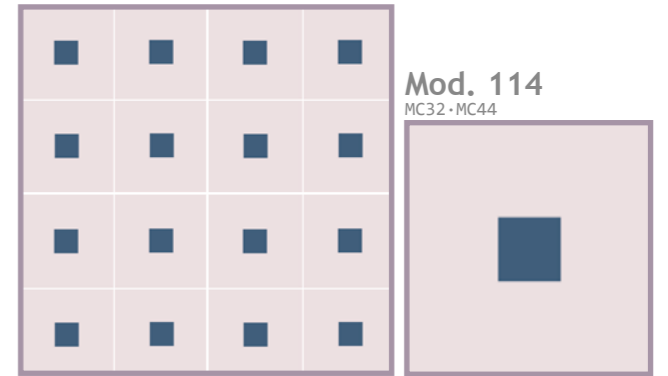

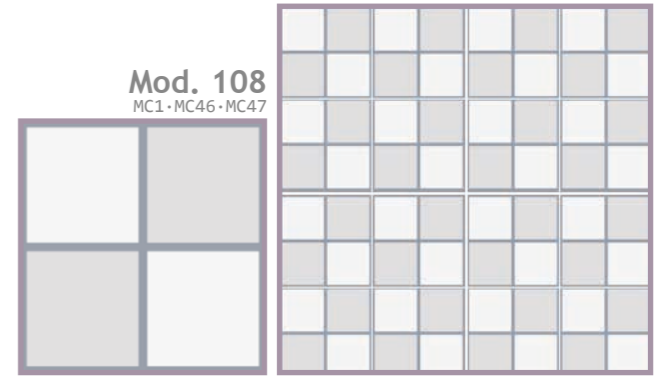


Square

Cuadrado

20 x 20 cm

Victoriano

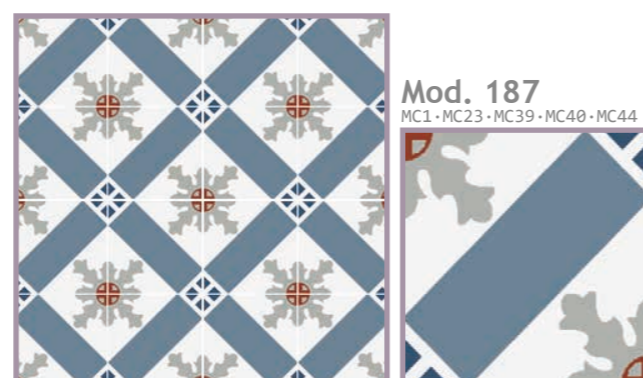
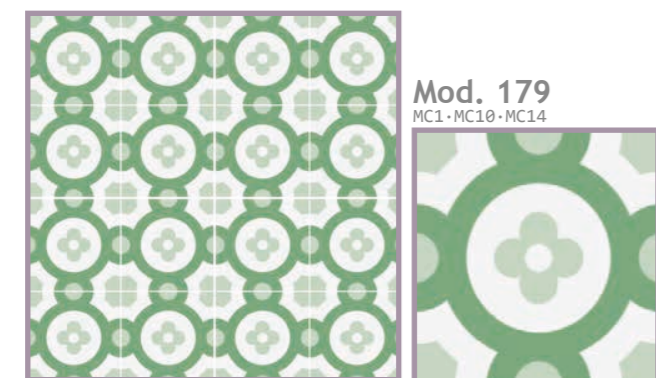

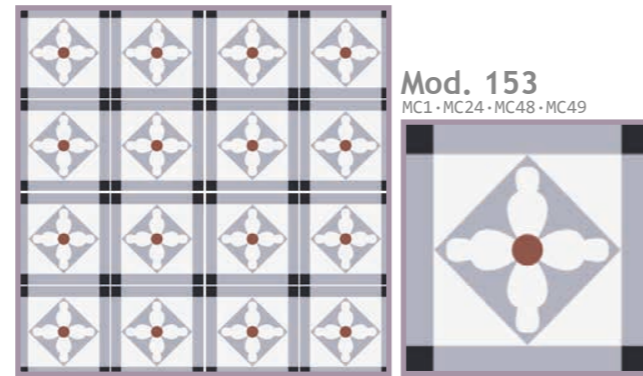

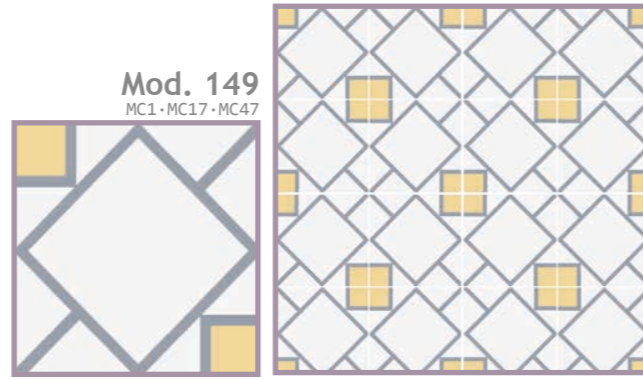



Cuadrado

Square

20 x 20 cm

Victoriano


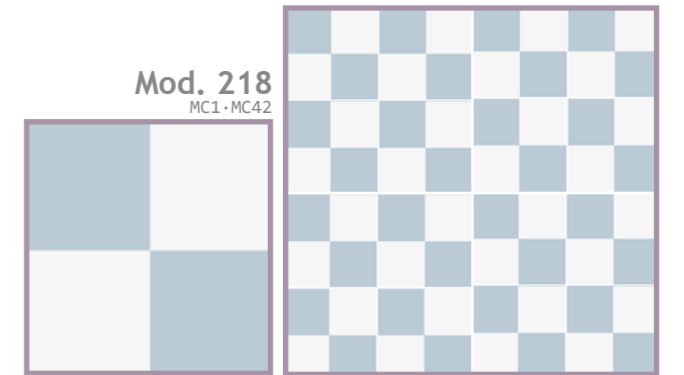






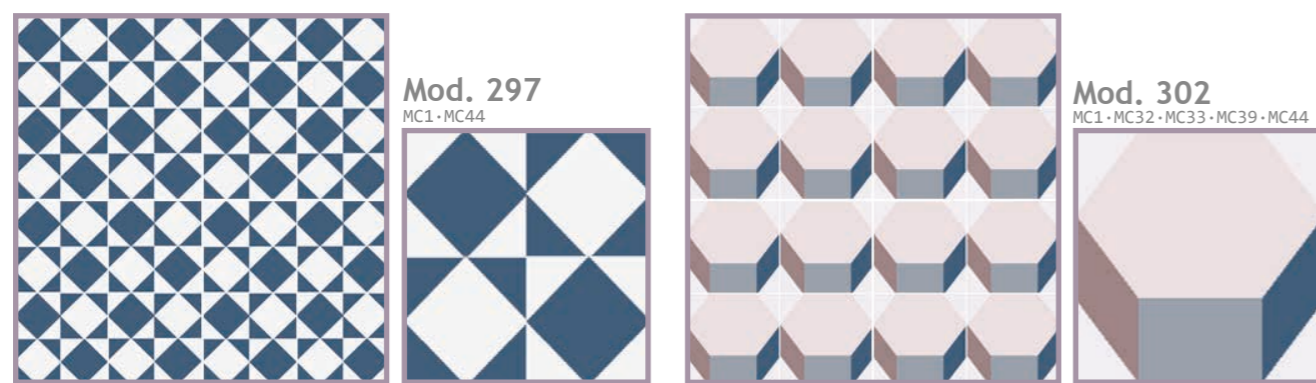
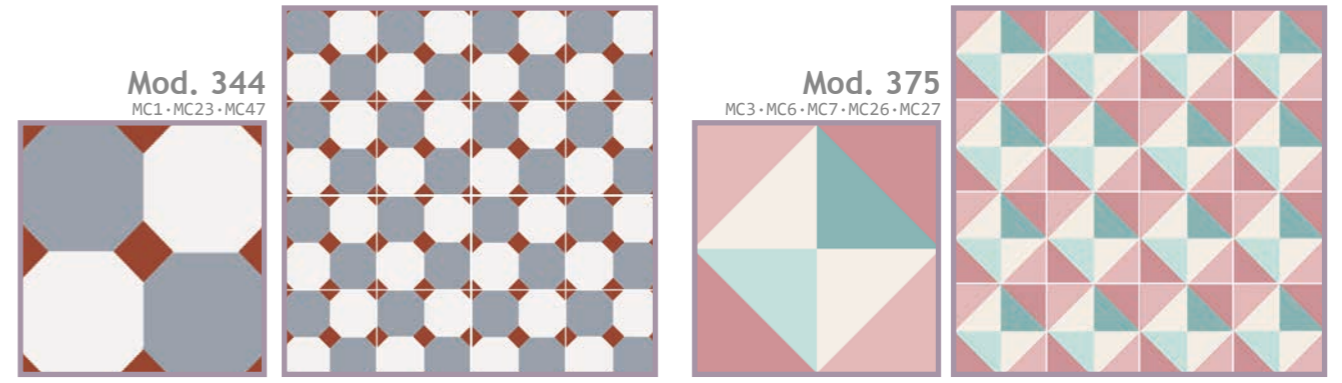
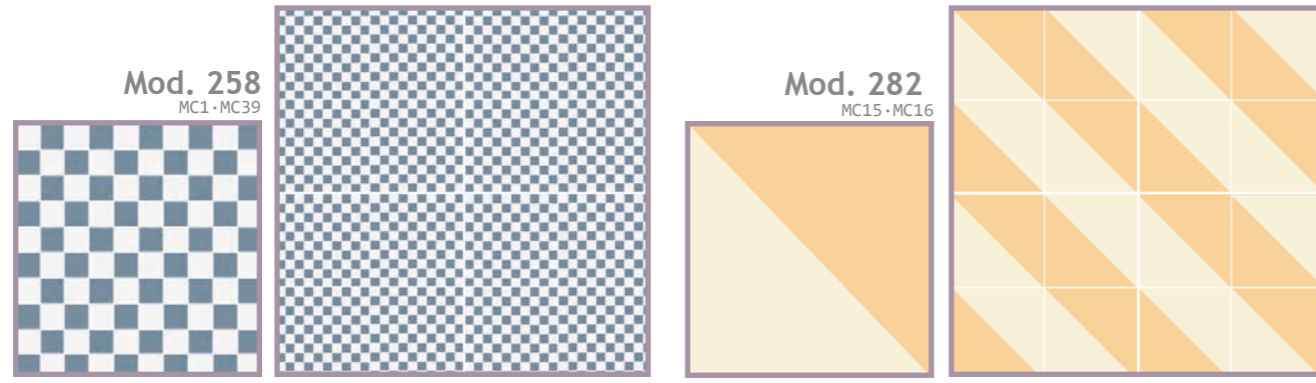
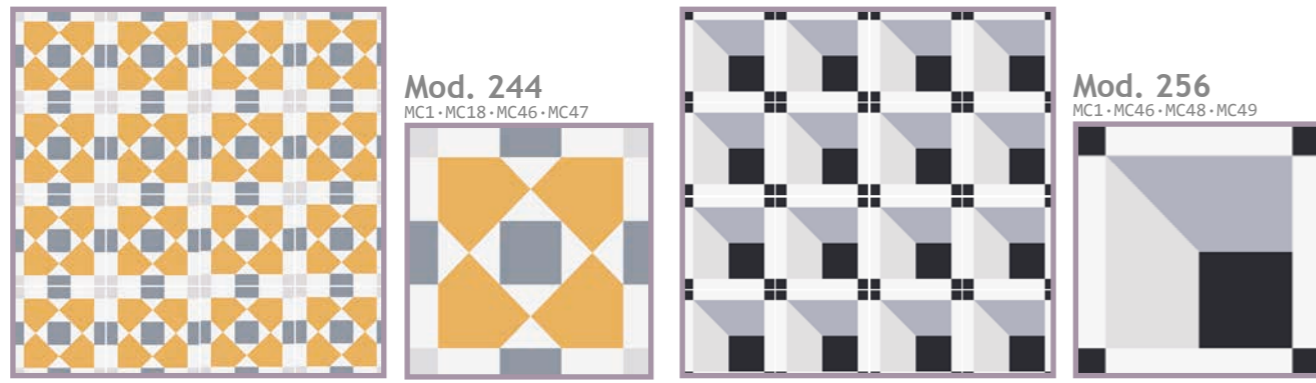
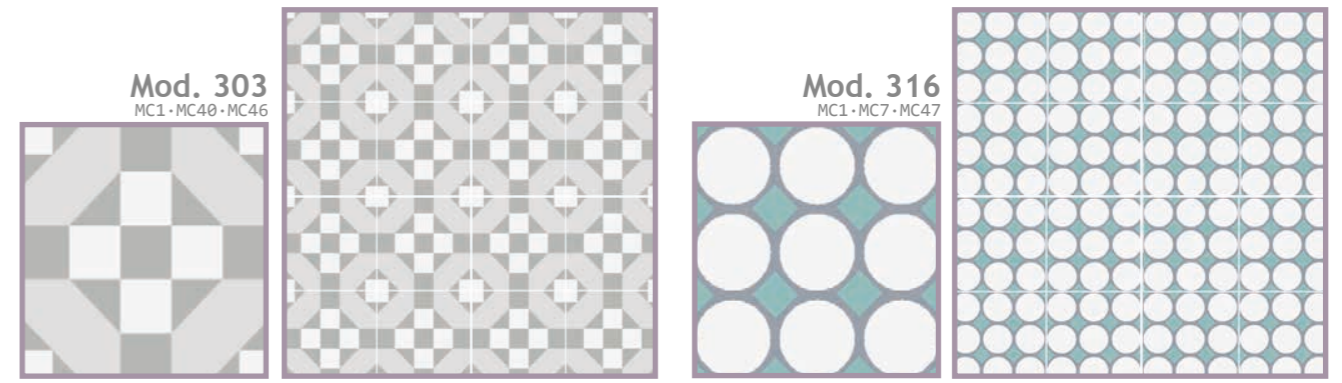
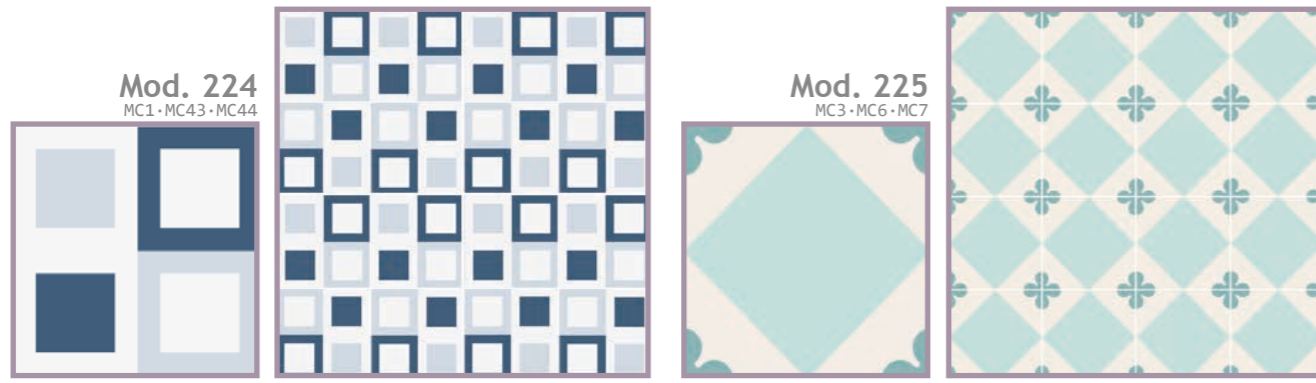
Square

Cuadrado

20 x 20 cm

Victoriano






Cuadrado

Square

20 x 20 cm

Mudéjar



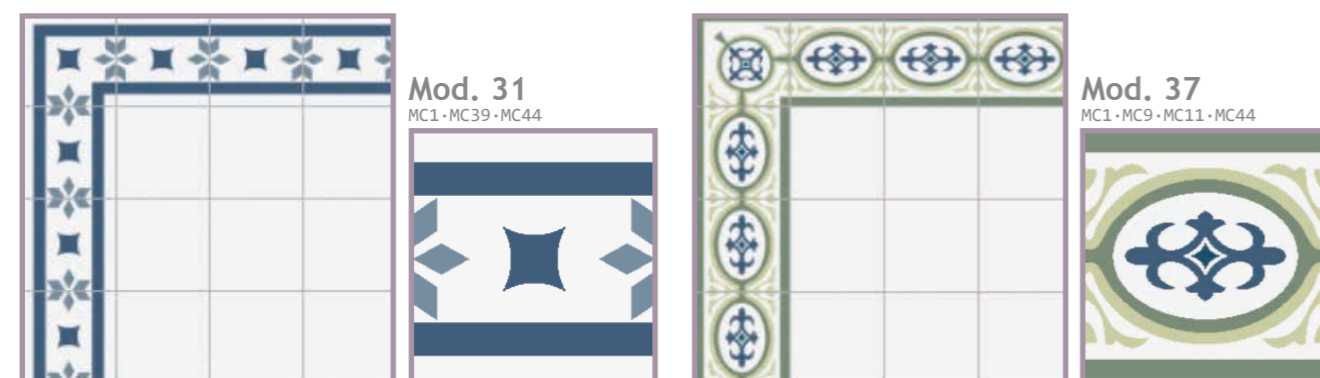
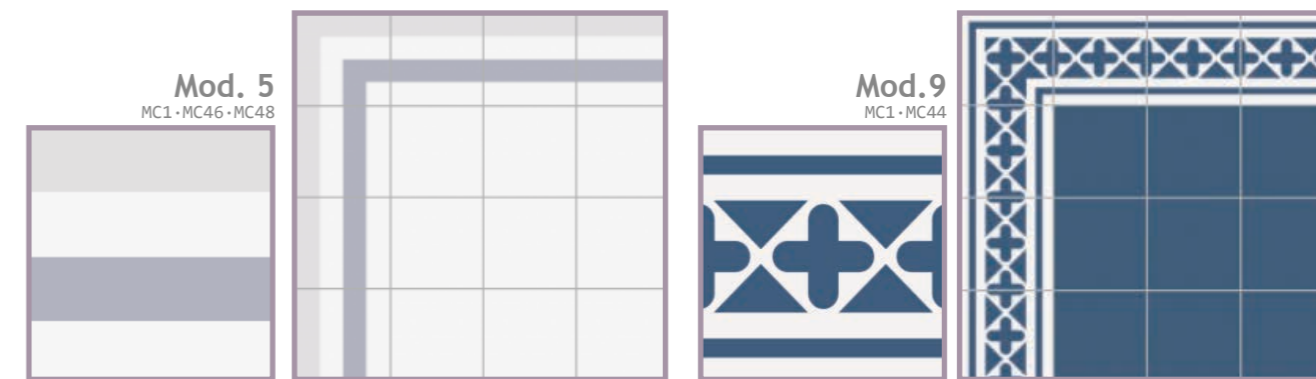
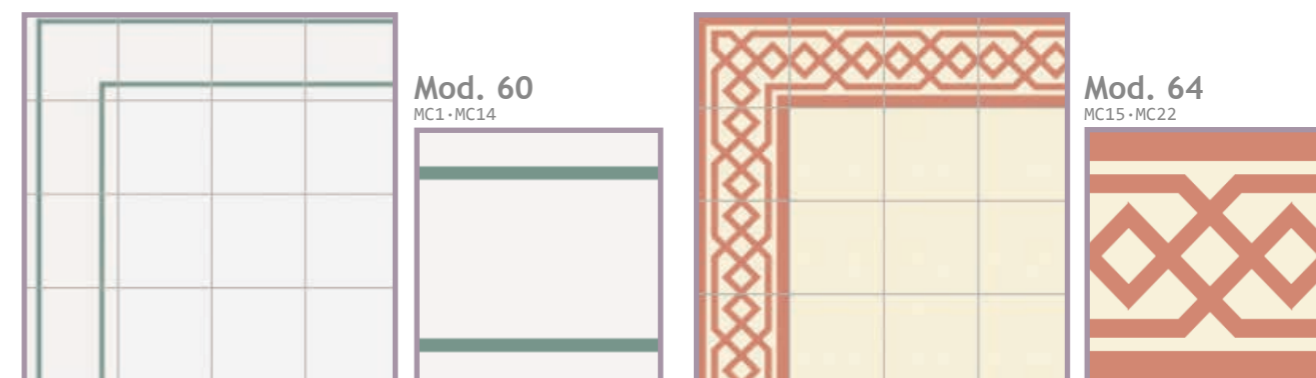

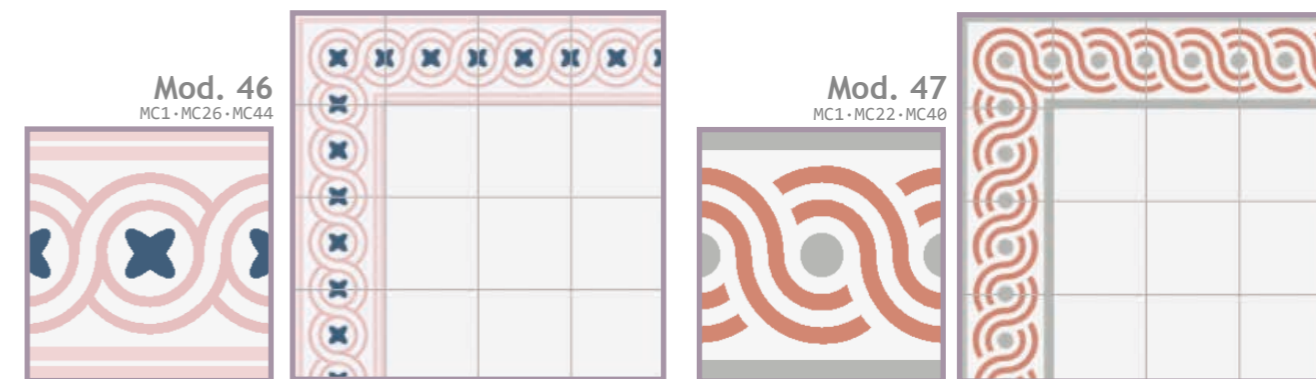

Square

Cuadrado

20 x 20 cm

Mudéjar



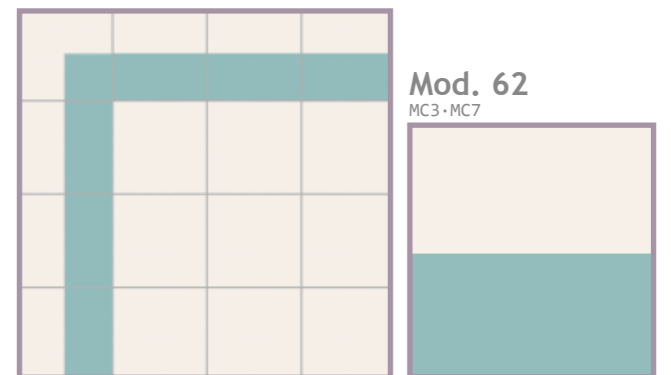
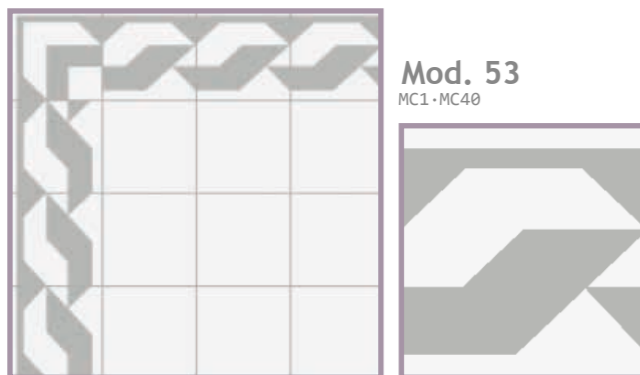
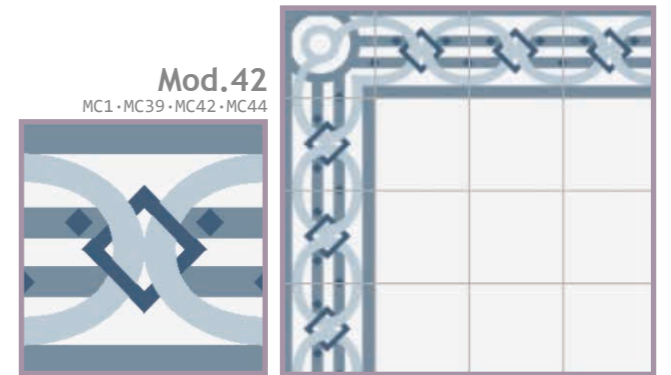
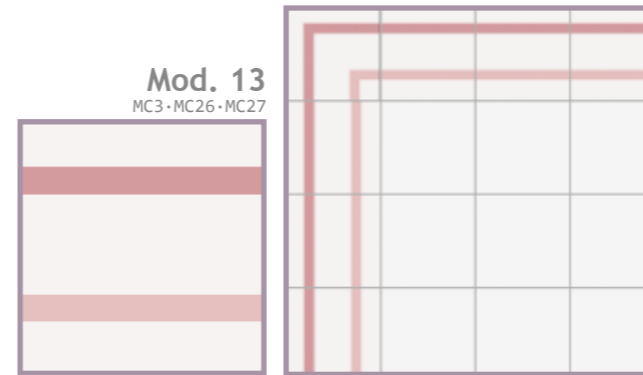
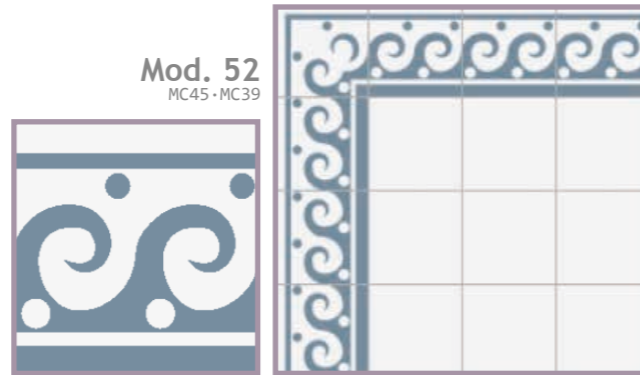
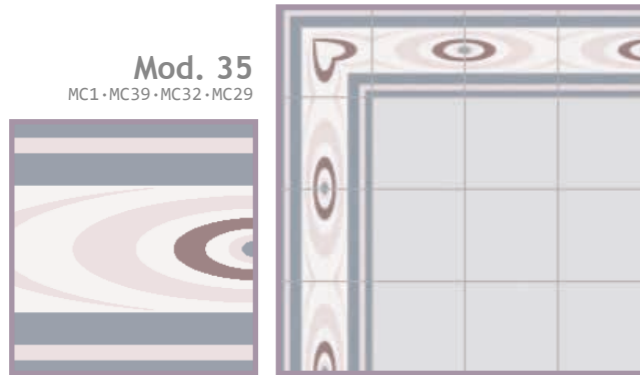
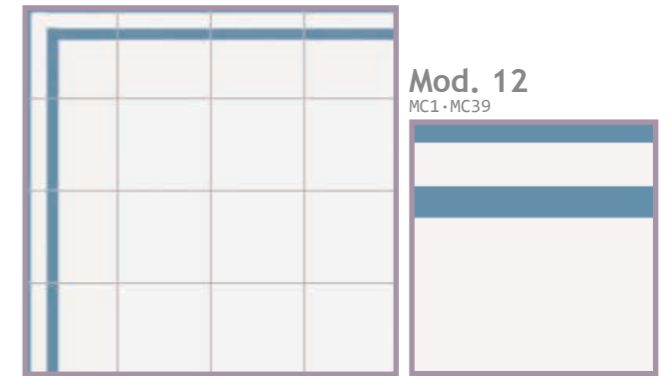
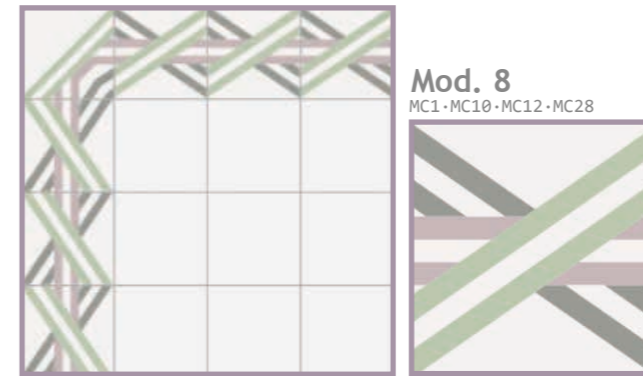
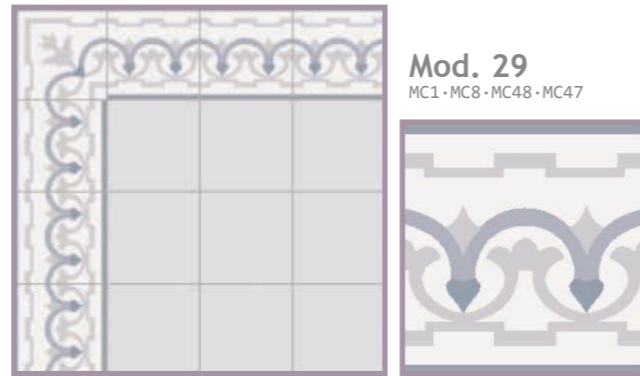

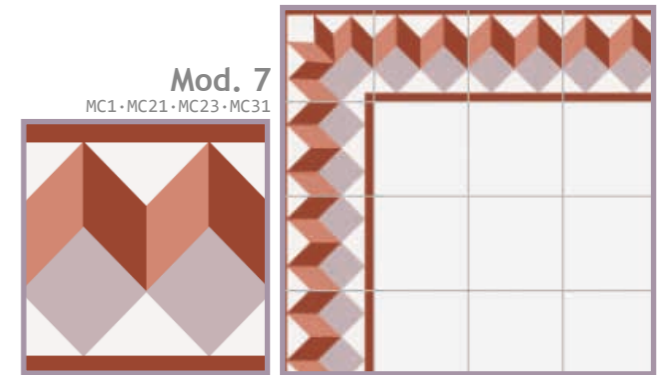
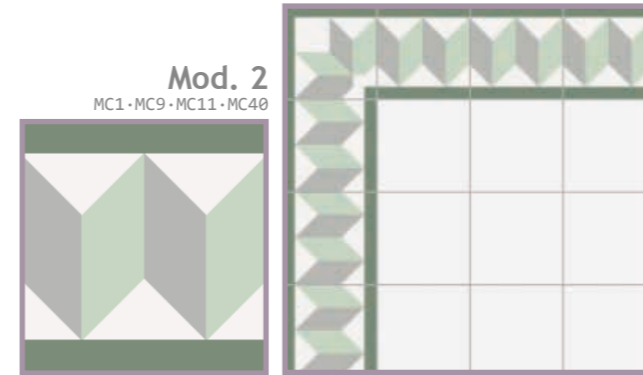
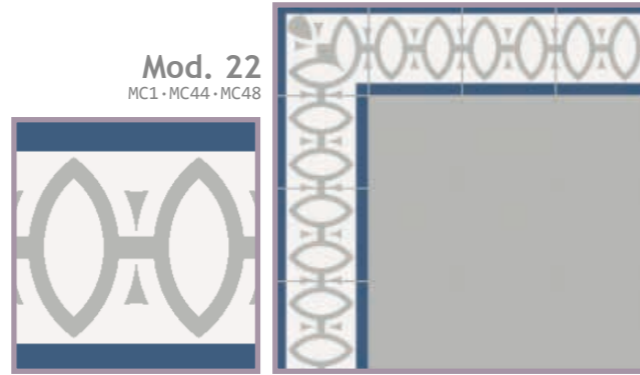
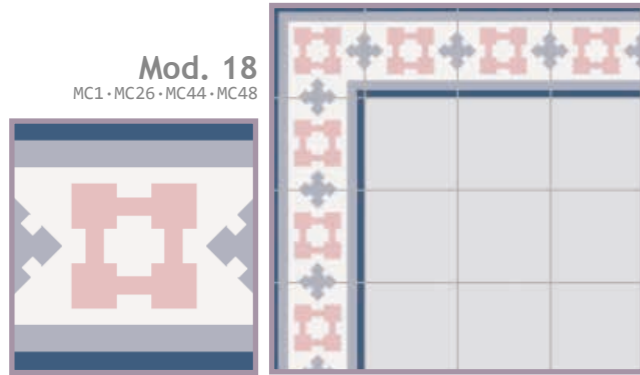


Cenefas
20 x 20 cm
Contemporáneo

Borders

Borders

Cenefas
20 x 20 cm
Geométrico

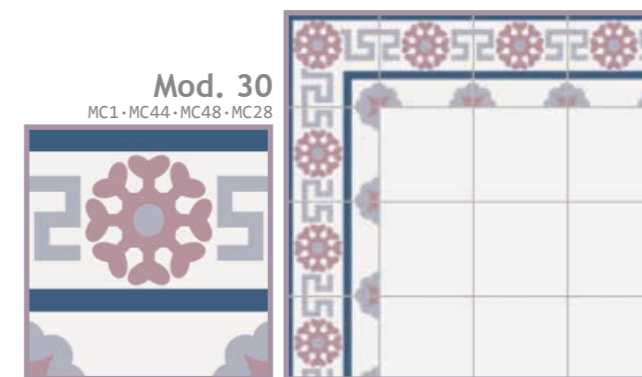
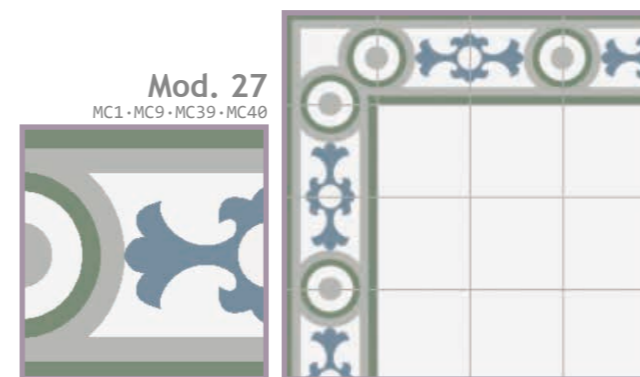
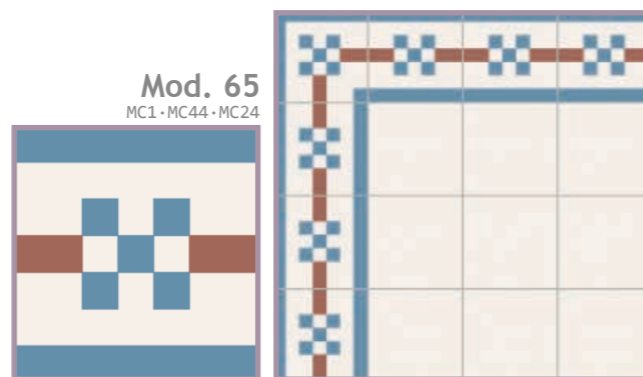
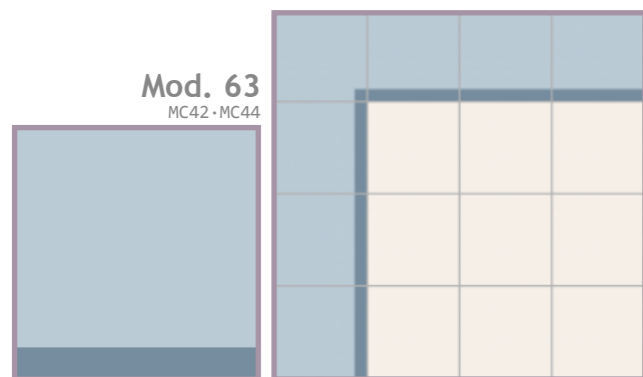


Cenefas
20 x 20 cm
Geométrico


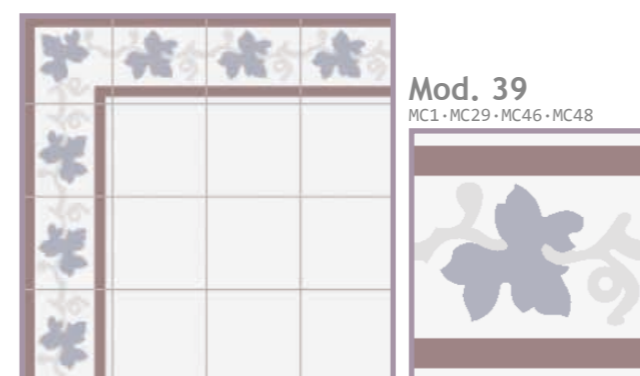
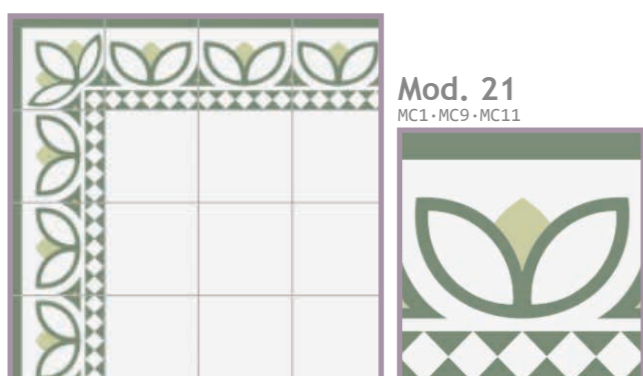
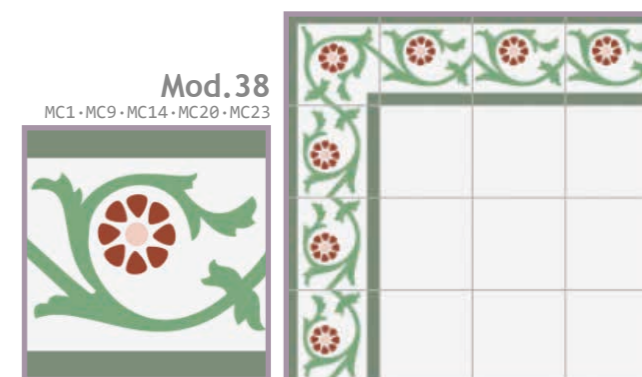

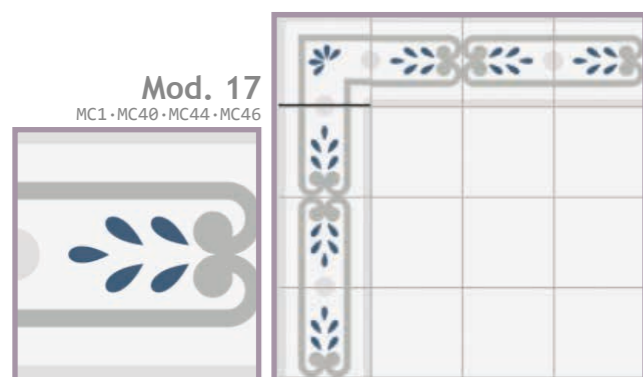
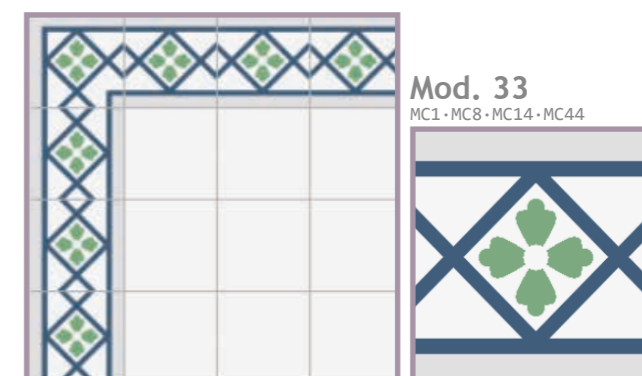
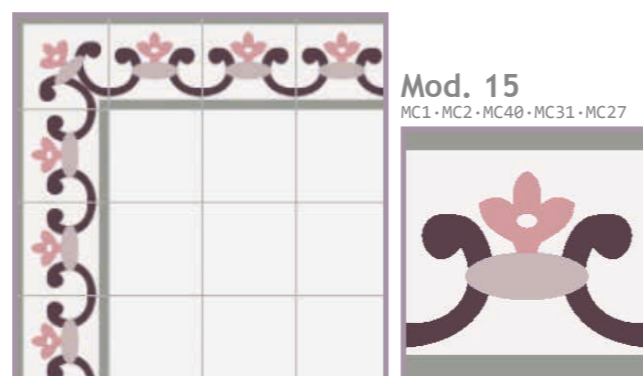
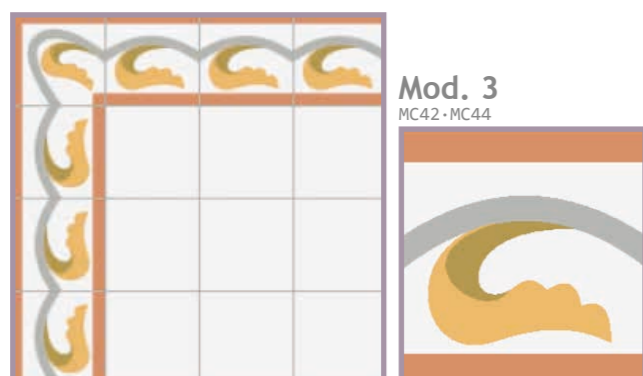
Borders

Borders

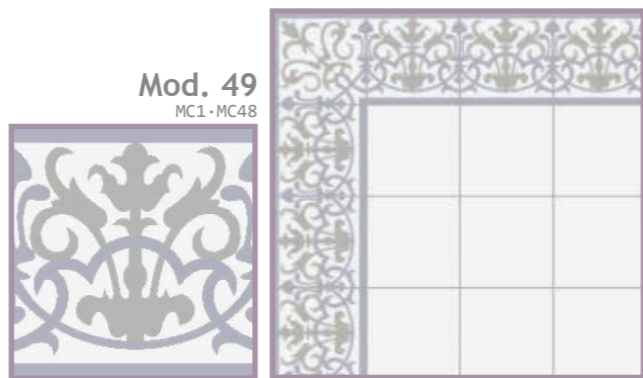
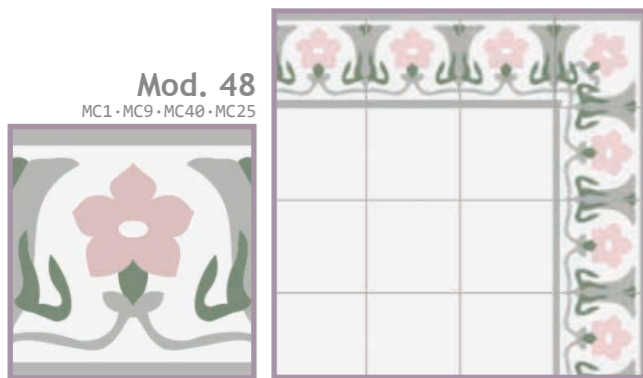
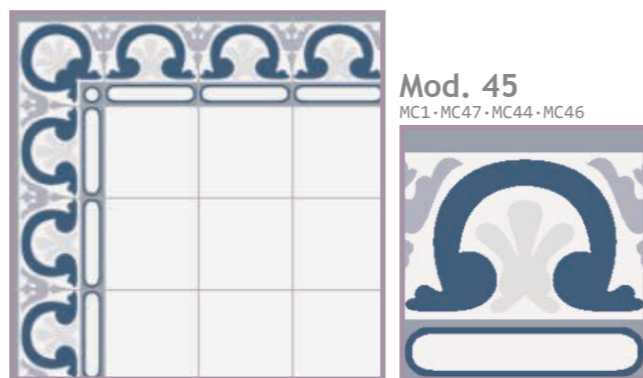
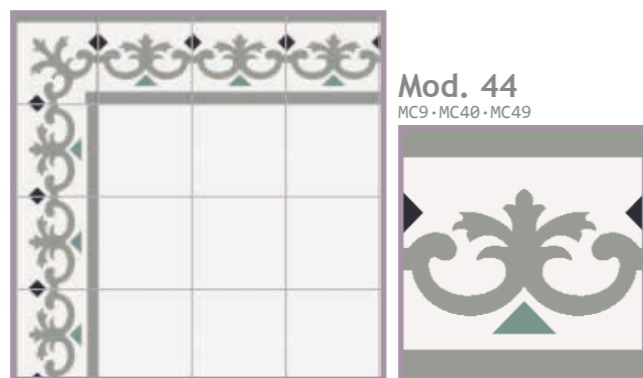
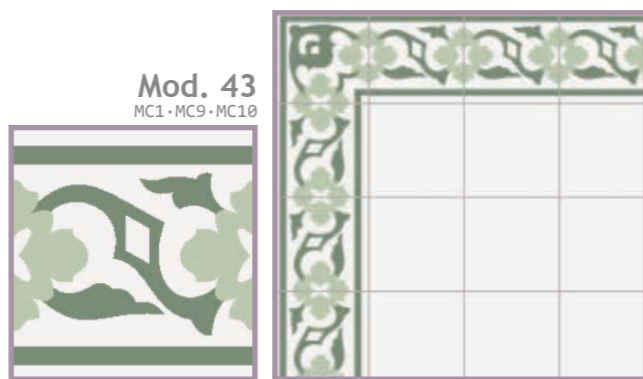
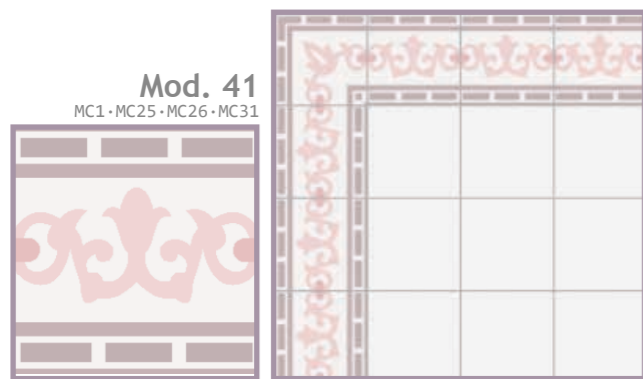
Cenefas
20 x 20 cm
Floral



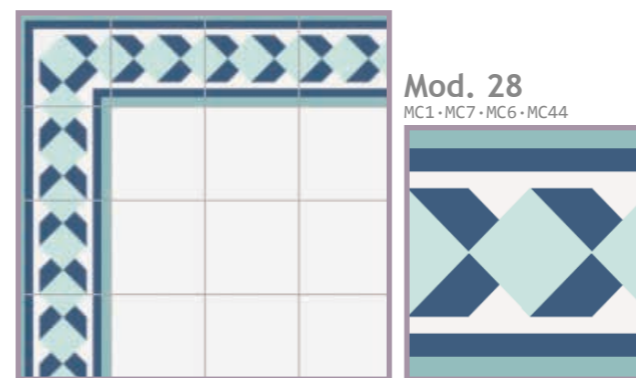
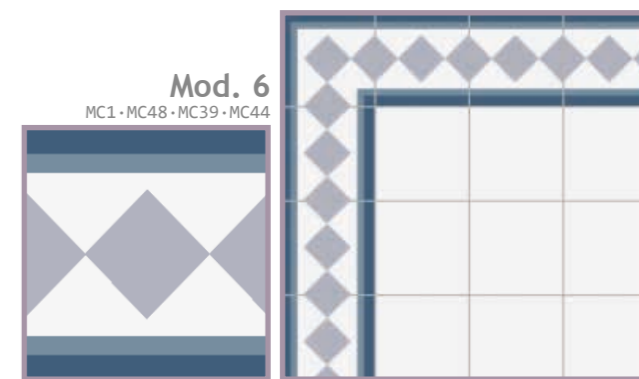
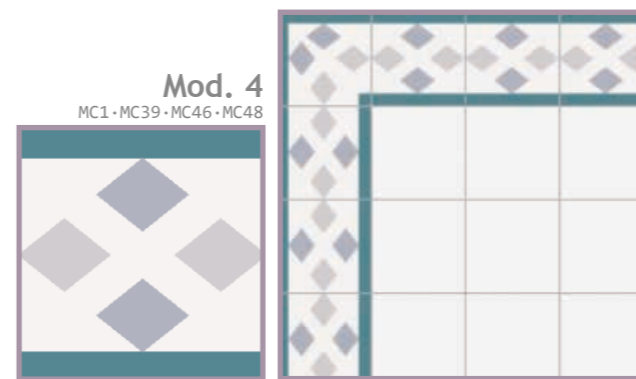
Floral



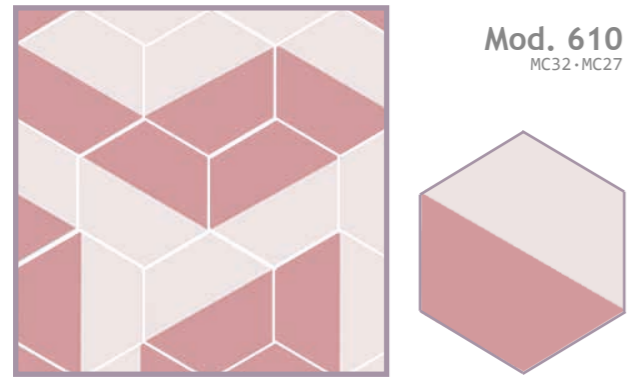


Floral





Victoriano





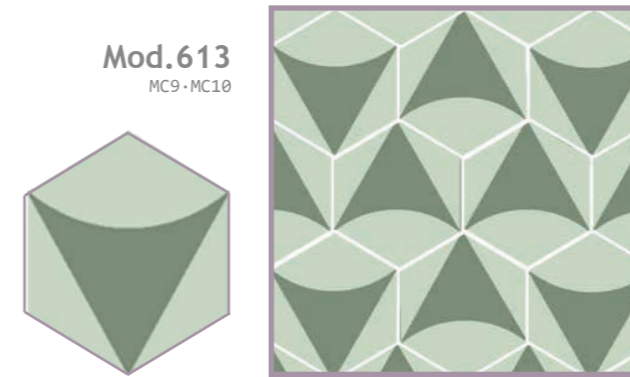
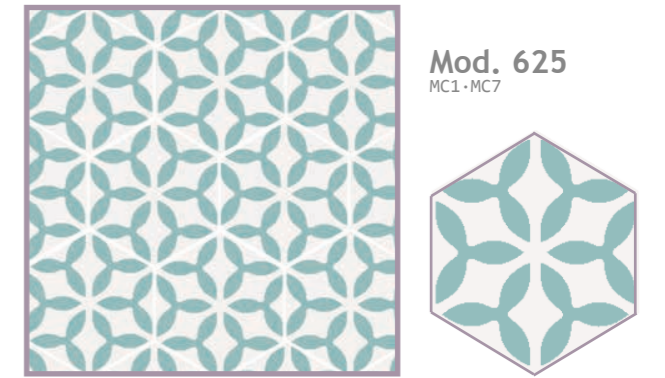


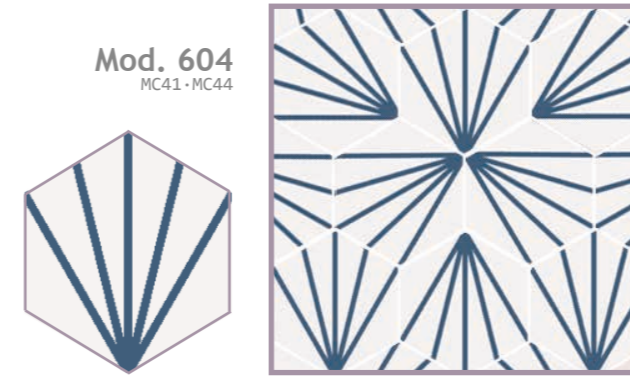
Tradicional




Victoriano




Contemporáneo

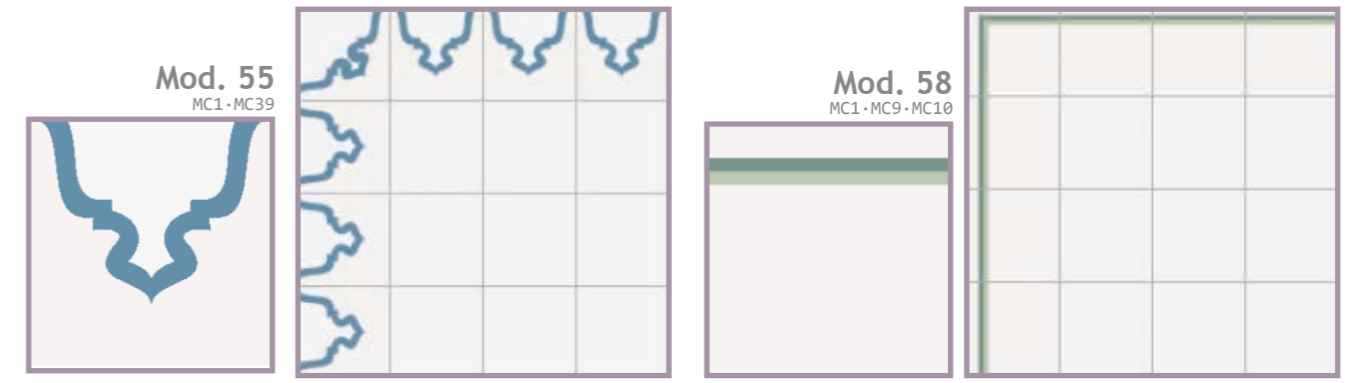
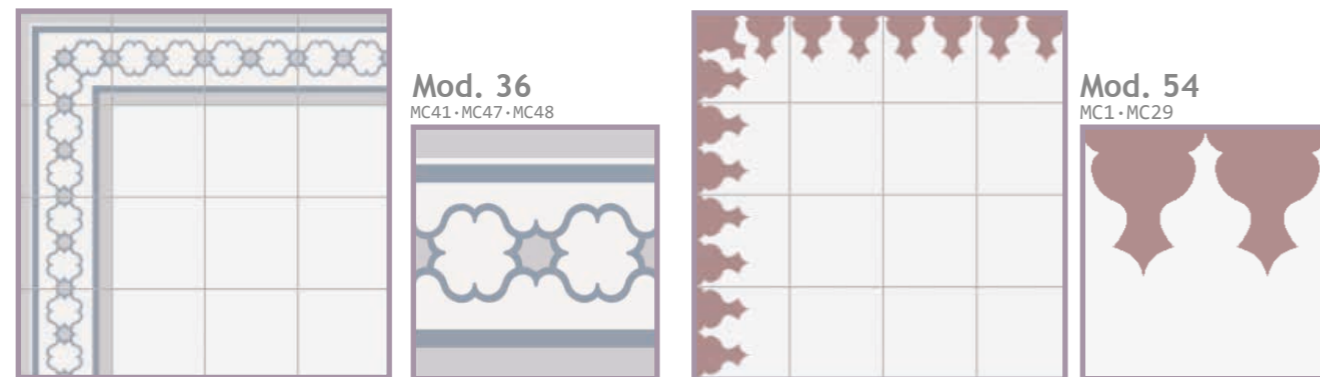
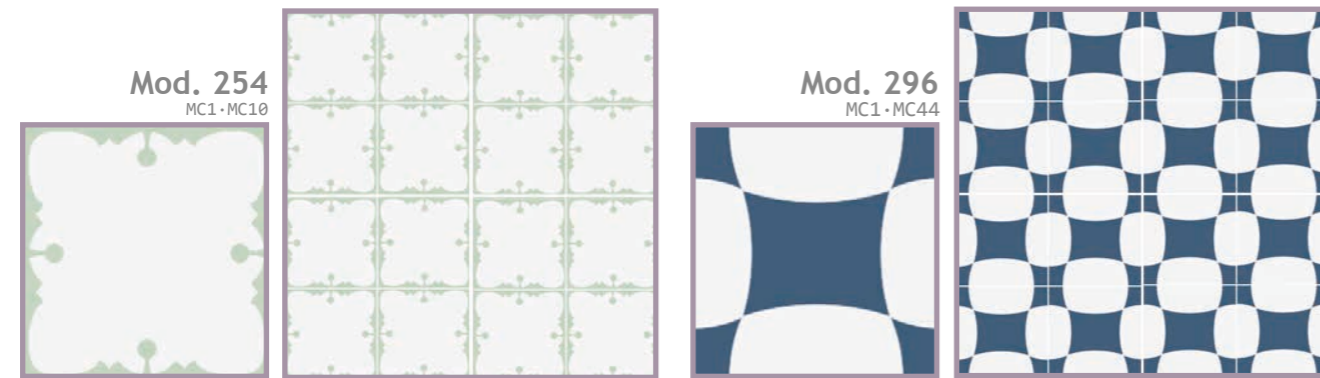
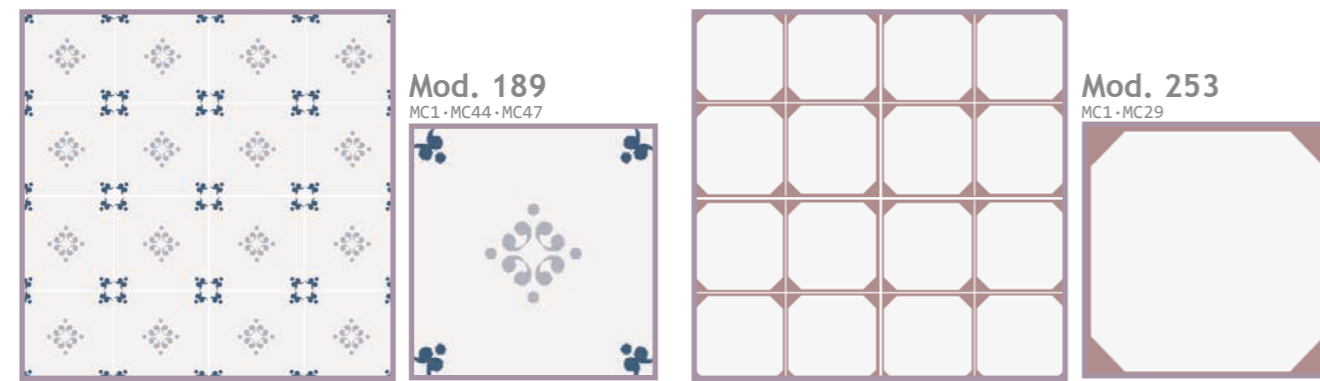
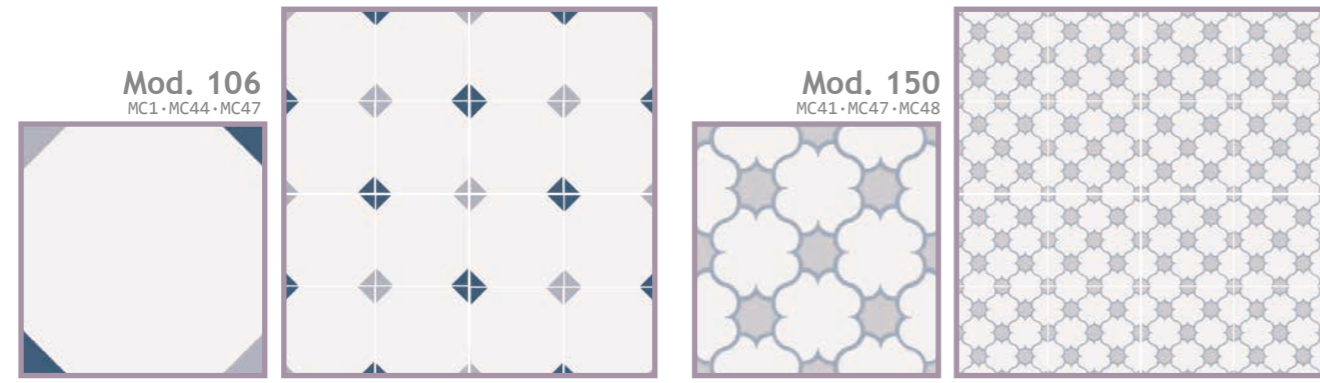


Hexagonales Hexagonals
20 x 23 cm
Geométrico




Hexagonals Hexagonales
20 x 23 cm
Geométrico





Rodapiés 20 x 10 x 1,5



Cuello paloma Ref.: HR11




Relieve Ref.: HR21



Liso Ref.: HR01



Rodapié Liso
Ref.: HR01 20cm x 20cm x 1,5cm



Escalera rodapié liso. Ref. HR01

Laghaz 20cm x 17cm x 1,5 cm



Labrys 30cm x 20cm x 1,5 cm



Hexagonal 30cm x 20cm x 1,7 cm



Diamante 28cm x 16,5cm x 1,6 cm



Octogonal 20cm x 10cm x 1,5 cm



Chakar 20cm x 15cm x 1,5 cm



Mod. Laghaz MC48

PREGUNTAS FRECUENTES

SOBRE NUESTRO PRODUCTO

¿QUÉ SON LAS BALDOSAS HIDRÁULICAS? Se trata de baldosas hechas a mano, compuestas por cemento y una capa de marmolina y pigmentos. Son prensadas en una prensa hidráulica y a continuación se dejan secar al aire. Se trata de un producto respetuoso con el medioambiente debido a los materiales que las componen y a que durante su producción no se utiliza ningún tipo de recurso energético.

¿PUEDEN LOS COLORES VARIAR CON EL TIEMPO? Si, los colores son susceptibles de variar ligeramente con el paso del tiempo.

¿POR QUÉ PUEDE EXISTIR CIERTA VARIACIÓN TONAL? Las baldosas hidráulicas y sus pigmentos son completamente hechos a mano, por lo tanto cierta variedad de tono dentro de los colores es parte de su carácter artesanal.

PERSONALIZACIÓN

¿PUEDO PERSONALIZAR LAS BALDOSAS? Por supuesto, es posible personalizar nuestros modelos, podemos producirlos con la combinación de colores escogida por cada cliente. Para ello puede usar nuestro simulador on line, el cual encontrará en nuestra web: <https://www.suelohidraulico.com>

¿ES POSIBLE REALIZAR MI PROPIO DISEÑO? Si. Podemos producir modelos diseñados por nuestros clientes, creando una trepa específica para ello.

¿PUEDO PEDIR UN COLOR PERSONALIZADO? Esto no es posible, debemos adaptar las órdenes a los colores de nuestra paleta.

TIEMPOS DE ENTREGA Y ENVÍOS

PLAZOS DE ENTREGA. Para modelos en stock el plazo de salida de nuestro almacén es de unas 24/48 horas y el plazo de entrega depende del lugar del envío. Para pedidos personalizados el plazo de entrega es de unas 7/8 semanas.

ENVÍOS INTERNACIONALES. Suminramos nuestros materiales por todo el mundo buscando siempre la cotización de envío más favorable para nuestros clientes.

¿PUEDO ORGANIZAR YO MISMO LA RECOGIDA DEL MATERIAL? Por supuesto, ofrecemos a nuestros clientes la posibilidad de recoger ellos mismos el material u organizar la recogida con una empresa contratada directamente por ellos. Las recogidas se realizan en nuestro almacén en Sevilla.

PEDIDOS

¿DEBERÍA PEDIR ALGUNOS AZULEJOS DE MÁS? Nuestra recomendación es que se cuente siempre con un porcentaje de más en su pedido sobre la cantidad total que necesite. Estas piezas extra además le permitirán tener un repuesto en caso de tener algún daño en el futuro.

¿SE ACEPTAN DEVOLUCIONES? Los únicos casos en los que aceptamos devoluciones son porque extraordinariamente haya sufrido algún daño durante el transporte.

INSTALACIÓN Y MANTENIMIENTO

¿ES NECESARIO SELLAR LAS BALDOSAS? SI. El uso de un tratamiento sellante es esencial para proteger las baldosas y asegurar su buen estado a lo largo del tiempo. Ya que las baldosas son de cemento son muy porosas, por lo tanto necesitan protección contra manchas y humedad. Si necesita información adicional sobre la instalación y la aplicación de tratamientos no dude en ponerse en contacto con nosotros, estaremos encantados de ayudarle.

¿ES NECESARIO UN MANTENIMIENTO ESPECÍFICO? La limpieza de las baldosas debe ser realizada con jabón neutro y agua. Hay que evitar el uso de cualquier producto ácido o abrasivo.

¿QUÉ GROSOR DEBE TENER LA JUNTA? Las baldosas hidráulicas deben ser instaladas con una junta mínima que refuerce el efecto mosaico.

¿SE PUEDE USAR LECHADA TINTADA? El uso de lechada tintada no es recomendado ya que podría producir manchas irreversibles en la superficie de las baldosas; use siempre cemento de junta blanco.

¿SE PUEDE PULIR LA BALDOSA HIDRÁULICA? Aunque la capa de pigmentos de nuestras baldosas consta de varios milímetros de espesor, no recomendamos el pulido de este material ya que la capa superficial puede resultar dañada durante el proceso.

¿PUEDEN SER INSTALADAS EN EL EXTERIOR? Esto depende de las condiciones a las que estarán expuestas las baldosas. Una alta exposición al sol o temperaturas muy bajas puede modificar ligeramente algunos colores. Para la instalación en exteriores recomendamos dejar una junta de separación más gruesa de lo habitual (3-4 mm.)

¿SE PUEDEN USAR LAS BALDOSAS COMO FRENTE DE COCINA? Si, no hay problema siempre que se aplique el tratamiento sellante para prevenir posibles manchas.

¿SE PUEDE INSTALAR SUELO RADIANTE BAJO LAS BALDOSAS HIDRÁULICAS? Si, las baldosas hidráulicas son un excelente conductor termal así que son perfectas para este uso. Para la instalación sobre suelo radiante recomendamos dejar una junta de separación más gruesa de lo habitual (3-4 mm.)

FREQUENTLY ASKED QUESTIONS

PRODUCT UNDERSTANDING

WHAT ARE CEMENT TILES? *Cement tiles are handmade tiles composed by cement and a layer of marble powder and pigments. They are pressed in an hydraulic press and left to dry in fresh air. They are a Green material, no heating is involved in its production and the materials used are environmentally friendly.*

DO COLOURS VARY OVER TIME? *The tile colour will change slightly over time.*

WHY THE COLOURS CAN BE VARIED? *Cement tiles and pigments are completely handmade so some slight variations in tones are a part of its natural character.*

BESPOKE & CUSTOMISATION

CAN I CUSTOMISE THE TILES? *Yes, you can custom our models, we are happy to produce tiles with your selected colours. You can use our specific on line tool for customisation, you can find it in our web: https://www.suelohidraulico.com/?lang=en_GB*

CAN I USE MY OWN DESIGN? *Yes, you absolutely can. We will be happy to reproduce your designs, producing an specific mould.*

CAN I ORDER A CUSTOMISED COLOUR? *No, we have to adapt your orders to our colour palette*

DELIVERY TIMES AND SHIPPING

WHAT IS THE DELIVERY TIME? *The delivery time depends on the chosen model. If it is on stock we can prepare the order to be shipped in 24/48 hours. If it is not in stock the delivery time will be between 7/8 weeks.*

DO YOU SHIP INTERNATIONALLY? *We have successfully supplied tiles for projects all over the world. We are happy to provide a shipping quote for international orders.*

IT IS POSSIBLE FOR ME TO ARRANGE MY OWN SHIPPING? *Yes of course, you can collect yourself your merchandise in our warehouse, located in Seville, Spain.*

PLACING AN ORDER

SHOULD I ORDER EXTRA TILES? *Yes, we advise to order a contingency on top of the minimum quantity needed. This extra units will allow you to have replaces in case of breakage or damages in the future.*

CAN I RETURN MY TILES? *Returns are not accepted unless tiles have been damaged in shipping.*

INSTALLATION & MAINTENANCE

DO I NEED TO SEAL THE CEMENT TILES? *Yes. Sealing is essential to protect and ensuring the longevity of cement tiles. As they are made of cement, the tiles are very porous, so they need some protection against stains and humidity. After the laying of the tiles is a must to apply a coat of the sealant treatment . If you need further information about installation and the application of treatments do not hesitate to ask us, we will be glad to help you.*

HOW DO I MAINTAIN MY CEMENT TILES? *The tiles should be cleaned with pH-neutral soap and water. Do not use any acids or bleach on these tiles.*

WHAT SIZE DO YOU SUGGEST FOR GROUT SPACING? *Cement tiles has to be installed with a minimum grout space to reinforce the visual effect of the mosaic.*

CAN I USE TINTED GROUT? *The use of tinted grout is not recommended as it would produce irreversible stains in the tiles, use always a White grout.*

IT IS POSSIBLE TO POLISH THE CEMENT TILES? *Althought the layer of pigments of our tiles has several milimeters of thickness We do not recommend to polish cement tiles, as the superficial layer of marble poder and pigment could be damaged during the process of polishing.*

CAN CEMENT TILES BE INSTALLED OUTDOORS? *It depends on the conditions of the outdoor space where the tiles will be placed. A high exposure to sun or very low temperatures will modify the aspect of some colours. For the installation outdoors we recommend a bigger grout space (3-4 mm). Please, get in contact with our commercial team, who will look for the best solution for your project.*

CAN I INSTALL YOUR TILES ON THE KITCHEN BACKSPASH? *Yes, certainly. The sealant treatment will protect the tiles from any possible stain.*

CAN CEMENT TILES BE USED WITH RADIANT HEAT FLOORS? *Yes, cement tiles are an excellent thermal conductor so they are perfect for radiant heat floor. For the installation of cement tiles as a radiant heat floors we recommend a bigger grout space (3-4 mm).*





DEMOSAICA

Avda. Torneo 69, 3º Sevilla (España) · Tlf.: +34 954 21 21 24 · Móvil: +34 315 677 264
info@demosai.ca.com · www.demosai.ca.com
instagram: @demosai.ca